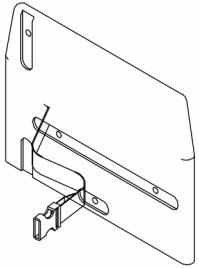
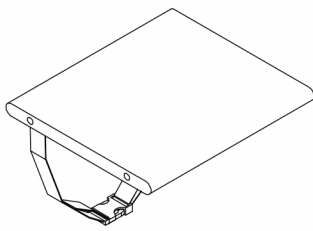
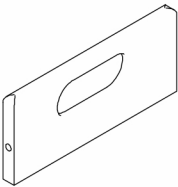
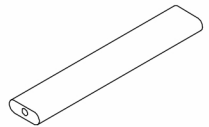


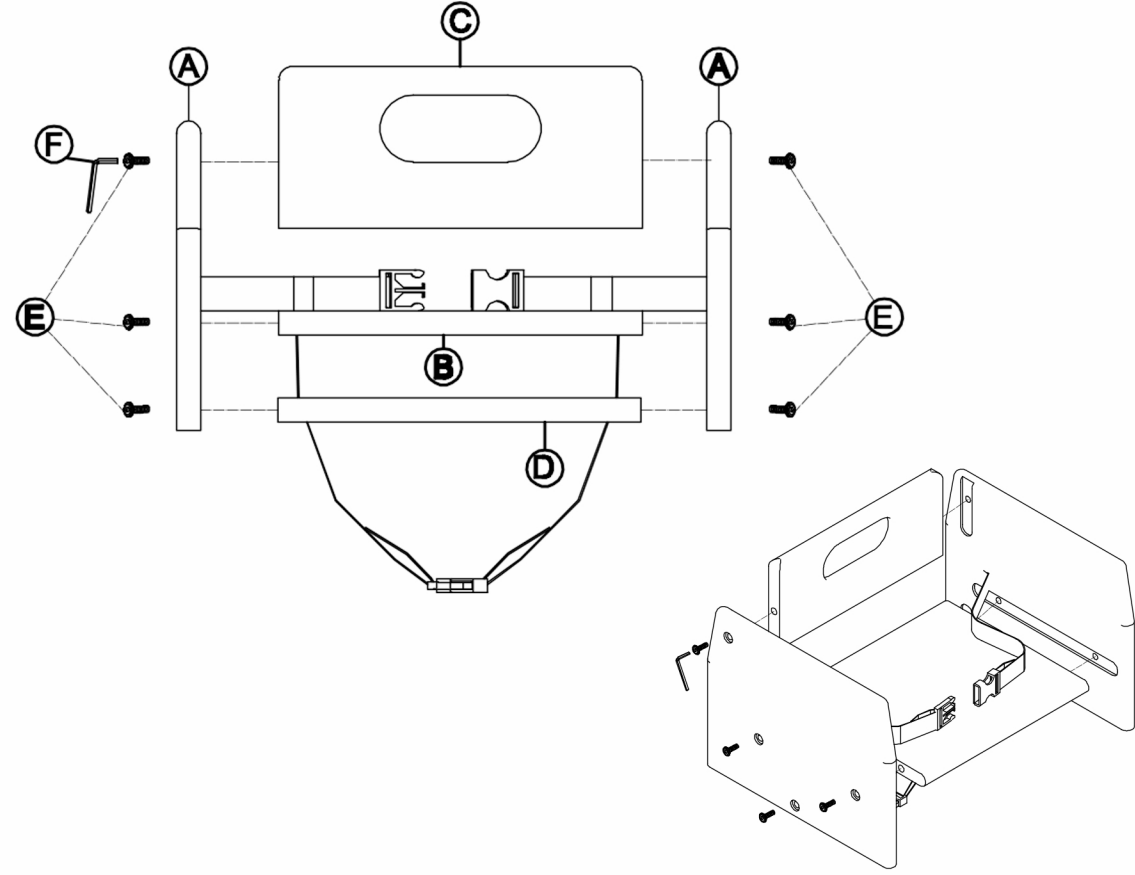


LIST OF PARTS

ITEM NO: ALP413-01-ESP ASSEMBLY INSTRUCTIONS



<p>A</p>  <p>2 PCS</p>	<p>B</p>  <p>1 PCS</p>
<p>C</p>  <p>1 PCS</p>	<p>D</p>  <p>1 PCS</p>
<p>E</p>  <p>8 PCS</p>	<p>F</p>  <p>1 PCS</p>



⚠ WARNING ⚠ THIS CHAIR REQUIRES PERIODIC INSPECTION AND MAINTENANCE

Owner must check all screws and wood dowels periodically, as they may loosen over time. If they become loose the seat may dislodge from the frame causing injury to a child seated in the chair. If the frame of the chair wobbles or becomes unstable that may be a sign that the screws and wood dowels need tightening. In the event when the screws and dowels may have loosened the chair should not be used until the screws are tightened and the dowels are reglued. If the chair still does not stabilize after these steps are taken the chair must no longer be used.

Alpine Industries
27 Selva Street
Irvington, N.J. 07111
1 (800) 805 1790
www.alpineindustries.com

