



# Swivel Sink and Pantry Faucets

## B-0233-03

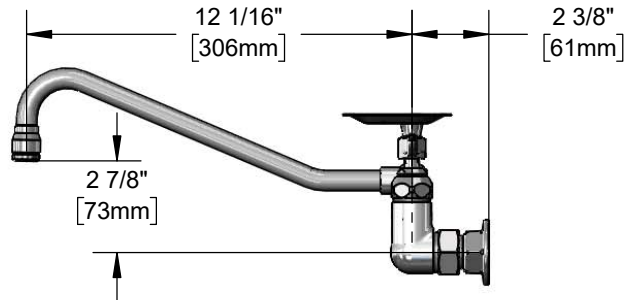
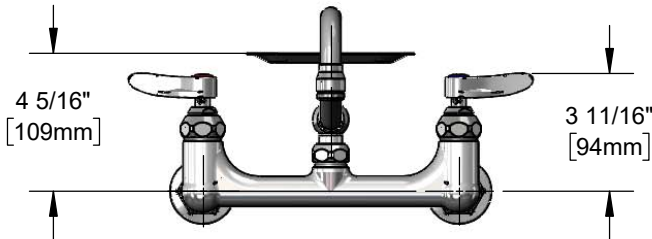
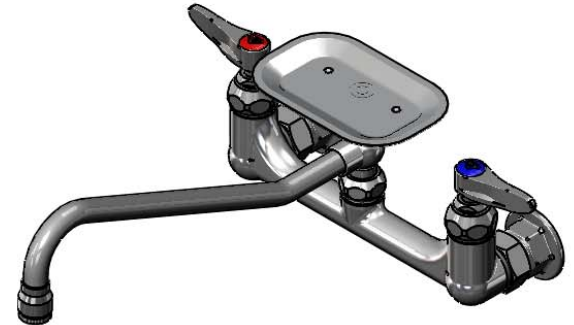
TAG:

## Double Pantry Faucet

### Architect/Engineering Specifications:

8" wall mount mixing faucet with polished chrome plated brass body, 12" swing nozzle with stream regulator outlet and soap dish, compression cartridges with spring checks, lever handles and 1/2" NPT female inlets. Certified to ASME A112.18.1/CSA B125.1, NSF 61-Section 9 and NSF 372. Meets ADA ANSI/ICC A117.1 requirements.

Job Name \_\_\_\_\_  
 Model Specified \_\_\_\_\_ Quantity \_\_\_\_\_  
 Variations Specified \_\_\_\_\_  
 Date \_\_\_\_\_



### Features & Benefits:

- 8" wall mount mixing faucet with polished chrome plated brass body
- 12" swing nozzle w/ soap dish
- Lock washer provided for rigid application
- Stream regulator outlet, Series 1
- Quarter-turn Eterna compression cartridges w/ spring checks to prevent cross flow of water
- Adjustable centers from 7 3/4" to 8 1/4"
- Lever handles w/ color coded indexes
- 1/2" NPT female inlets w/  $\varnothing$ 2" flanges
- Material: Polished chrome plated brass body & tubular spout and chrome plated metal handles

### Product Compliance:

- ASME A112.18.1 / CSA B125.1
- NSF 61 - Section 9
- NSF 372 (Low Lead Content)
- ANSI A117.1 (ADA)



**Warranty:** One Year (Limited)

### Performance Data:

- Pressure: 20 - 125 psi
- Temperature: 40°F - 140°F
- Flow Rate: 16.50 GPM @ 60 psi



ADA Compliant

### Optional Outlets (Series 1 / VR Series 6)

| GPM  | Aerated                                | Non-Aerated (Laminar)                   | VR Aerated                             | VR Non-Aerated (VR Laminar)             |
|------|----------------------------------------|-----------------------------------------|----------------------------------------|-----------------------------------------|
| 0.35 | N/A                                    | <input type="checkbox"/> B-0199-01-N035 | N/A                                    | <input type="checkbox"/> B-0199-06-N035 |
| 0.5  | N/A                                    | <input type="checkbox"/> B-0199-01-N05  | N/A                                    | <input type="checkbox"/> B-0199-06-N05  |
| 1.0  | <input type="checkbox"/> B-0199-01-F10 | N/A                                     | <input type="checkbox"/> B-0199-06-F10 | N/A                                     |
| 1.2  | <input type="checkbox"/> B-0199-01-F12 | <input type="checkbox"/> B-0199-01-LF12 | <input type="checkbox"/> B-0199-06-F12 | <input type="checkbox"/> B-0199-06-LF12 |
| 1.5  | <input type="checkbox"/> B-0199-01-WS  | <input type="checkbox"/> B-0199-29      | <input type="checkbox"/> B-0199-06-WS  | <input type="checkbox"/> B-0199-29VR    |
| 2.2  | <input type="checkbox"/> B-0199-01     | <input type="checkbox"/> B-0199-21      | <input type="checkbox"/> B-0199-06     | <input type="checkbox"/> B-0199-21-VRF  |

### Optional Handles

- 4" Wrist Action
- Lever (Standard)
- 4-Arm

### Optional Cartridges With Checks

- Quarter-Turn Cerama w/ Check Valve
- Quarter-Turn Eterna w/ Spring Check (Standard)



T&S BRASS AND BRONZE WORKS, INC.



• 2 Saddleback Cove • Travelers Rest, SC 29690  
 Ph 800-476-4103 • Fax 864-834-3518  
 • Simi Valley, CA • Ph 800-423-0150 • www.tsbrass.com

Date: 01/22/18