

Applicable Models:

IPRO and GT Push machines

PM Frequency:

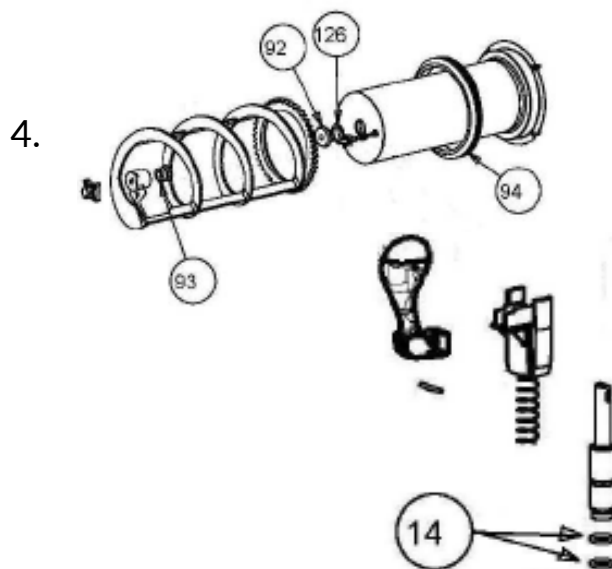
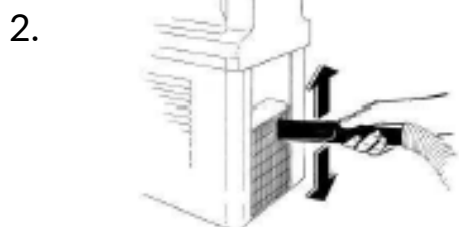
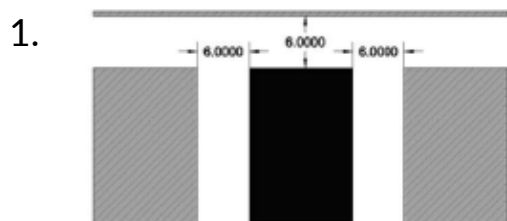
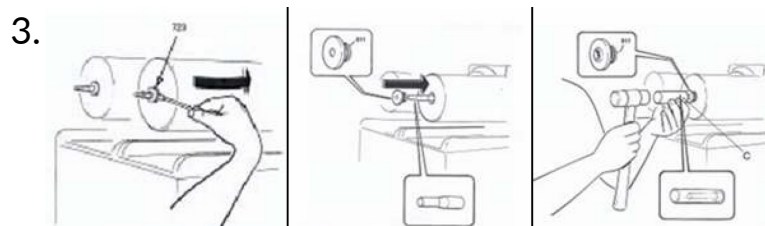
Every 12 months

Parts Included:

- Lubricant tube (04.ZZ0597.001)
- Faucet piston O-Rings
- Suction gasket(s) (02.BA0292.001)
- Cylinder hard bushing(s) + silicone washer(s) (05.BA0150.102 and 02.GC0019.001)
- Bowl rear red gasket(s)
- Hard bushing replacement kit (05.ZZ0009.002)

Descriptions and Instructions:

1. Verify unit clearance per diagram
2. Remove the condenser panel and vacuum/clean condenser. If present, remove and clean the filter
3. Replace the cylinder hard bushing and its silicone washer using the suitable kit
4. Replace suction gasket (93), cylinder hard bushing (92), silicone washer (126) and bowl rear red gasket (94) and faucet piston O-Rings (14)
5. Lubricate as indicated in the Operator's Manual



Operator Manuals, including use and care instructions as well as product video tutorials, can be found on our website or by calling Technical Support (select 1 for technical service)

390-00270 rev 2