

# Night Cover (NCT) Installation Guide for TOM-L/S

## 1. Main Parts




Night Cover




Bracket

## 2. Replace Bracket

- 1) Unscrew and remove clips




2) Remove AL part and place bracket (screw holes side goes to the back)




3) Assemble with clips and screw

**3. Securely place magnetic Night Cover on the top panel or to rear of the case.**

**4. Pull the night cover down and attach its magnetic metal bar to the bracket.**



Night Cover location



magnetic metal bar