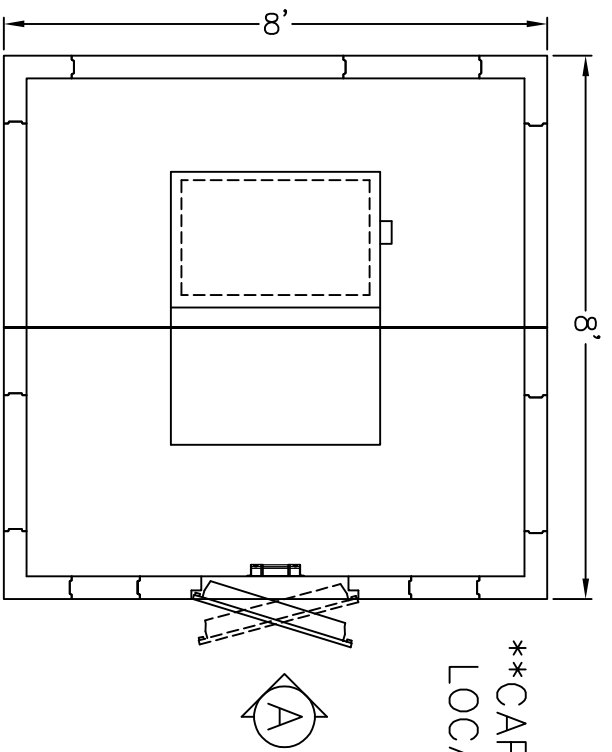


****CAPSULE PAK™ LOCATION MAY VARY**

BUILDING CEILING



WALK-IN HEIGHT

- 6'7" (WITH FLOOR)
- 7'4" (LESS FLOOR) (STANDARD)
- 7'7" (WITH FLOOR) (STANDARD)
- 8'4" (LESS FLOOR)
- 8'7" (WITH FLOOR)

REFRIGERATION TYPE

- CEILING CAPSULE PAK™** (STANDARD)
- REMOTE
- NONE

LOCATION

- INDOOR
- OUTDOOR

TEMPERATURE

- 35° F
- 10° F

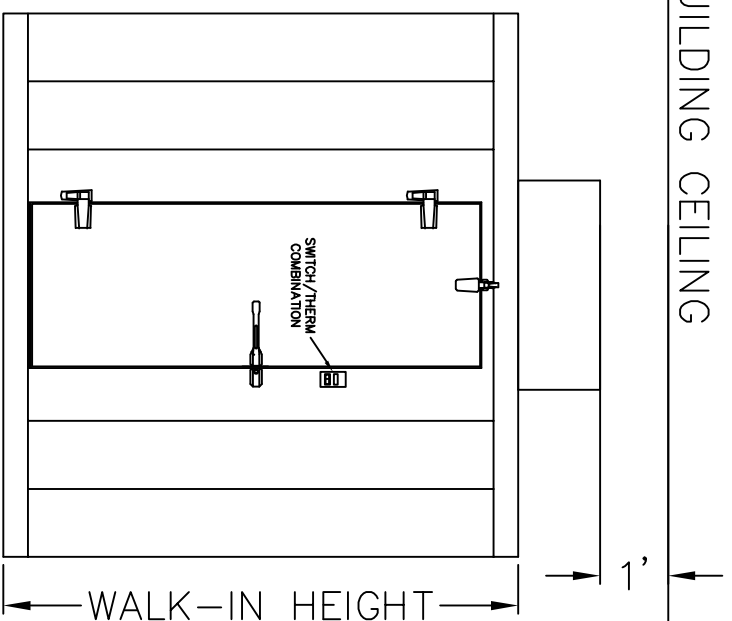
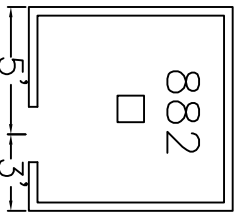
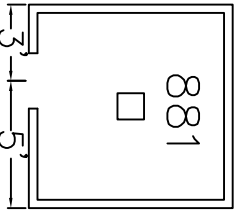
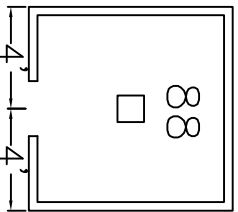
DOOR SWING

- LEFT (SHOWN)
- RIGHT (DASHED)

DOOR OPENING WIDTH

- 26" (STANDARD)
- 30"
- 36" (NOT AVAILABLE ON 6'7" HEIGHT)

AVAILABLE DOOR LOCATIONS (CHECK ONE)



VIEW - A-

****One foot of clearance is needed between the top of the Capsule Pak™ refrigeration system and the building ceiling. Please refer to page 2 of the Capsule Pak™ specification sheet located on the Nor-Lake website for specific dimensions**

PLEASE RETURN THE APPROVED DRAWINGS AS SOON AS POSSIBLE TO PREVENT ANY DELAY IN FABRICATION.

APPROVED

APPROVED AS NOTED

NOT APPROVED-RESUBMIT

SIGNED _____

DATE _____

IMPORTANT: AFTER THE PRINT APPROVAL CHANGES MADE INVOLVE ADDITIONAL CHARGES AND THE POSSIBILITY OF A REVERSED SHIPPING DATE

REV (B DEVINE) - 9/23/2020

REFRIGERATED SOLUTIONS GROUP	DRN BY: KB	APP BY:
DESCRIPTION: KOLD LOCKER/QUICK SHIP	DATE: 9/6/17	SC: NTS
SIZE: 8'0" x 8'0"	#: KL--88	