



Project _____
 AIA # _____ SIS # _____
 Item # _____ Quantity _____ C.S.I. Section 114000



BLAST CHILLER ACCESSORIES

TBC-SERIES

Blast Chiller

Remote Optional 4 HP Air Cooled Condensing Unit

Remote Condensing Unit For Models TBC1H, TBC1HR, TBC2H** & TBC2HR** Only

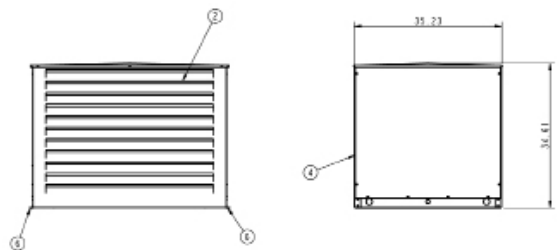
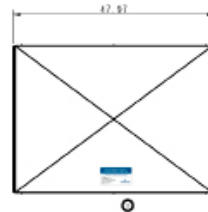
Each TBC1H (roll-in), TBC1HR (roll-thru), TBC2H (roll-in) & TBC2HR (roll-thru) must be connected to a remote R-407A refrigeration system (parallel rack or individual condensing unit(s)) capable of moving 18,700 BTU/HR (37,400 for models TBC2H & TBC2HR) from the evaporator(s) at -10°F SST after all piping losses are accounted for.

These optional condensing units are adequate for the load only when located and piped so that there is insignificant pressure drop between the condensing unit and the cabinet it serves. Models TBC2H and TBC2HR require two (2) if selecting condensing units from this page.

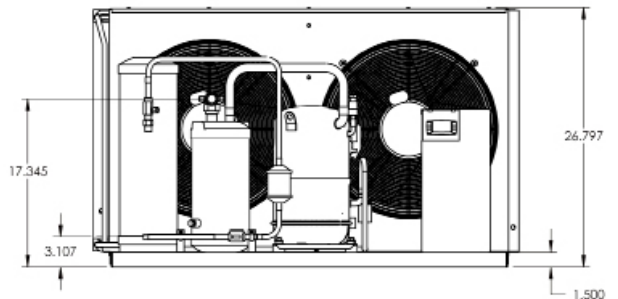
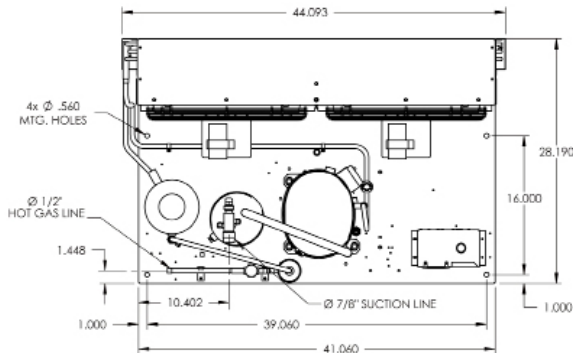
If condensing unit location or piping results in significant pressure drop, the party designing, installing and commissioning the system must select an appropriately-sized condensing unit from another source.

PART NUMBERS	BCACC-60111-10 BCACC-60123-10
Evaporator Temp Range	+25 to -25°F
Refrigerant	R-407A ¹
Voltage	208-230/60/1 208-230/60/3
Minimum Circuit Ampacity	38.9 31.5
Maximum Fuse	60 Amp 50 Amp
Comp RLA	28.2 22.3
Comp LRA	146.0 114.0
Liquid Line	1/2 SWT
Suction Line	1-1/8 SWT
Length in.	28.2
Width in.	44.1
Height in.	26.8
Net Weight lbs.	300
Receiver Capacity @ 90%	16.7 lbs.
Air Flow - CFM	4240

Optional Weather Hood for Condensing Unit
 Part# BCACC-60122-10
 ** Two Required for TBC2H & TBC2HR



Note: 1. Optional R-404A & R-448A systems are available upon request



Performance Data Based On 90°F Ambient, 40°F Return Gas, 5°F Sub Cooling (BCACC-60111-10 & BCACC-60123-10)

EVAP TEMP (°F)	-40	-35	-30	-25	-20	-15	-10	-5	0	5	10	15	20	25	30	35	40	45
UNIT CAPACITY (BTU/HR)	-	-	12,200	13,800	15,500	17,400	19,500	21,700	24,200	26,800	29,700	32,800	36,100	39,600	-	-	-	-



TBC-SERIES Blast Chiller

Remote Optional 4 HP Water Cooled Condensing Unit

Remote Condensing Unit For Models TBC1H, TBC1HR, TBC2H** & TBC2HR** Only

Each TBC1H (Roll-In), TBC1HR (Roll-Thru), TBC2H (Roll-In), & TBC2HR (Roll-Thru) must be connected to a remote R-407A refrigeration system (parallel rack or individual condensing unit(s)) capable of moving approximately 18,700 BTU/HR (37,400 for models TBC2H & TBC2HR) from the evaporator(s) at -10°F SST after all piping losses are accounted for.

These optional condensing units are adequate for the load only when located and piped so there's insignificant pressure drop between the condensing unit and the cabinet it serves. Models TBC2H and TBC2HR require two (2) if selecting condensing units from this page.

If condensing unit location or piping results in significant pressure drop, the party responsible for designing, installing & commissioning the system must select an appropriately-sized condensing unit from another source.

** Two Required for TBC2H & TBC2HR

PART NUMBERS	BCACC-60228-10 BCACC-60229-00
Evaporator Temp Range	+25 to -25°F
Refrigerant	R-407A ¹
Voltage	208-230/60/1 208-230/60/3
Minimum Circuit Ampacity	35.3 27.9
Maximum Fuse	60 Amp 50 Amp
Comp RLA	28.2 22.3
Comp LRA	146.0 114.0
Water Connection In	3/4 FPT
Water Connection Out	7/8 OD Sweat
Length in.	27.2
Width in.	21.6
Height in.	21.1
Net Weight lbs.	175
Receiver Capacity @ 90%	16.6
Air Flow - CFM	n/a
Water Flow -GPM	1.7 to 5.0
Pressure Drop	1.6 to 2.1

Note: 1. Optional R-404A & R-448A systems are available upon request

Performance Data Based On 105°F Condensing, 40°F Return Gas, 5°F Sub Cooling (BCACC-60228-10 & BCACC-60229-00)

EVAP TEMP (°F)	-30	-25	-20	-15	-10	-5	0	5	10	15	20	25
UNIT CAPACITY (BTU/HR)	11,200	12,700	14,400	16,200	18,200	20,400	22,900	25,600	28,600	31,900	35,500	39,400
COND WATER (GAL/MIN)	1.7	1.9	2.1	2.3	2.6	2.8	3.1	3.4	3.8	4.2	4.6	5.0

CONTINUED PRODUCT DEVELOPMENT MAY NECESSITATE SPECIFICATION CHANGES WITHOUT NOTICE.