



ATLAS METAL

1135 N.W. 159th DRIVE, MIAMI, FLORIDA 33169

TEL 305.625.2451

TOLL FREE 800.762.7565

FAX 305.623.0475

WWW.ATLASFOODSERV.COM

SALES@ATLASFOODSERV.COM

Project: _____

Item No.: _____

Quantity: _____

DROP-IN SERVING EQUIPMENT



DISPLAY CASE

Refrigerated,
Pass-Through
Self-Contained

- WCPT-3
- WCPT-4

SPECIFICATIONS

TOP: Constructed of 18 gauge, type 304 stainless steel, die stamped with a raised perimeter bead. The top is solid, full-length, to support the refrigerated display case. There shall be a solid vinyl gasket under the beaded edge to form a seal to the counter top, thus preventing seepage or marring of the counter top.

DISPLAY CASE: Double wall constructed of type 304 stainless steel - 20 gauge, both interior and exterior, and filled with 2" of foamed-in-place polyurethane insulation. Customer's side and operator's side are provided with a set of two (2) sliding, self-closing, thermo-pane, insulated glass doors. The doors are removable for ease of cleaning. The display case is provided with two (2) plastic coated wire shelves, adjustable on 1" increments, and two (2) sets of fluorescent light fixtures mounted behind plastic guards which are recessed into the side panels. The light fixtures are provided with a separate on/off switch. An internal thermometer is provided.

REFRIGERATION SYSTEM: The compressor housing shall be fabricated from 14 gauge galvanized and bolted to the base of the unit. A fully self-contained condensing unit is provided with a hermetically sealed compressor and a thermostat control. The system is also provided with a forced air evaporator, for even temperature throughout the display case, which drains into a condensate evaporator, pre-wired in the unit. The system is fully charged with CFC free refrigerant and ready to operate.

NOTE: Proper ventilation must be provided in counter.

ELECTRICAL: The unit will be wired for 15 amps., 120 volt, single phase operation with an on/off thermostat switch and pilot light. A 6' long, 3-wire cord and plug (NEMA 5-15P) will be provided.

Specifications subject to change without notice.

STANDARD FEATURES

- Large, lighted display area with adjustable shelves - it's the ideal merchandiser
- Sliding glass doors on customer's and operator's side, making loading and self-service move quickly
- Forced air evaporator blower system for maximum efficiency in cooling
- Factory applied gasket - makes installation a snap and seals units to the counter top, thus eliminating seepage
- 1-Year Parts & Labor Warranty
- UL Listed

ACCESSORIES

- **5YW** - 5-Year Compressor Warranty
- Door Locking Device (2 required)
- Extra Shelf
- Plastic Laminate Trim
- Sliding Doors with Reflective Tempered Vision Panel (bronze or gray)
- Solid (1) piece Tempered Reflective Vision Panel (bronze or gray)
- Solid Stainless Steel Back
- **RS** - Remote on/off switch for counter mounting
- **RDVE** - Rear Drain Valve Extension
- * **220 Volt - 50 Cycle** Compressor

*Please see Operation & Installation Manual for ALL operation and maintenance details.

* Units with these accessories are not currently UL listed.

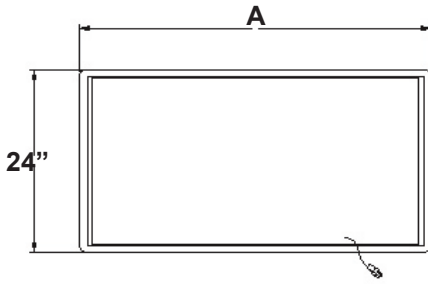


*****IMPORTANT*****

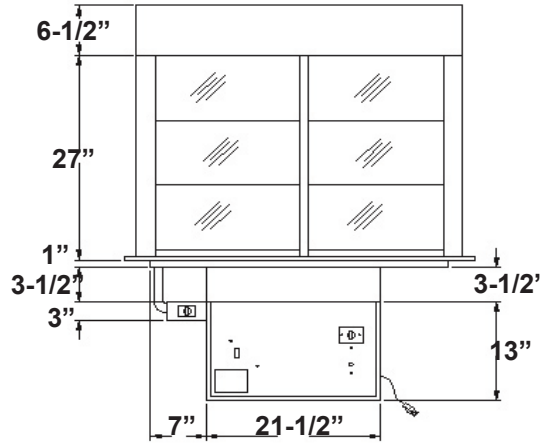
THE WCPT MAY NOT WORK PROPERLY WITHOUT SUFFICIENT AIRFLOW AS DROP-IN UNIT, A GRILL AND LOUVERS IS REQUIRED

WCPT-3 - REQUIRED (2) 18" X 18" LOVERS ON END PANELS AND (1) 26" X 4-1/2" APRON CUTOUT FOR A GRILL

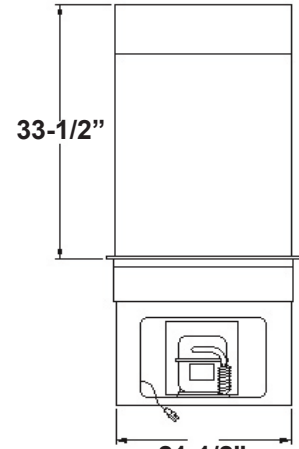
WCPT-4 - REQUIRED (2) 18 X 18 LOVERS ON END PANELS AND (1) 39-3/4" X 4-1/2" APRON CUTOUT FOR A GRILL



PLAN VIEW



ELEVATION



END VIEW

MODEL	"A"	ELECTRICAL CHARACTERISTICS	CUT-OUT REQUIRED (W X L)	SHIP WT. (LBS.)	CUBIC FEET
WCPT-3	43-1/2 (110.5cm)	13.5 amps. - 120V 1/2 HP	22-1/4" X 41-3/4" (56.5 X 106cm)	443 (200.9kg)	12 CU FT.
WCPT-4	57-1/4 (145.4cm)	13.5 amps. - 120V 1/2 HP	22-1/4" X 55-1/2" (56.5 X 141cm)	520 (247.7kg)	16 CU FT.

MODEL	HP	REF.	OZ.	LOW PSIG.	HIGH PSIG.	BTU M10 90A	TEMPERATURE SETTING / DIFFERENTIAL
WCPT-3	1/2	R513A	29	35	175	5260	19 OFF / 16 DIFF (35 ON)
WCPT-4	1/2	R513A	29	35	175	5260	19 OFF / 16 DIFF (35 ON)

REMOTE REFRIGERATION MODEL	LESS COMP. SHIP WT. (LBS.)
WCPTX-2	148 (67.1kg)
WCPTX-3	178 (80.7kg)

*****NOTE***** WCPTX
REQUIRED A SOLENOID
PACKAGE AND RS, REMOTE
CONTROL PANEL

REFRIGERATED COLD PAN WITHOUT COMPRESSOR REQUIRED:

SOLENOID PACKAGE, LOOSE: SOLENOID VALVE, SOLENOID COIL & COOPER FITTING
SOLENOID PACKAGE, FACTORY INSTALLED: SOLENOID BOX, SOLENOID VALVE, COIL & COOPER FITTING

*****ORDERS NOT FINAL UNTIL REFRIGERANT APPROVED*****

COMPRESSORS FOR REMOTE INSTALLATIONS

2029-8M7 - 1/2 HP for WCPTX-2, & 3

***** UNIT'S PERFORMANCE TESTED WITH LISTED REFRIGERANTS IN THE CHART ABOVE. PERFORMANCE MAY VARY WITH ALTERNATE REFRIGERANTS.*****