





MAXX Edge® with PS Furniture's patented Internal Connector (IC) makes this table the perfect economical choice for reception tables.

FEATURES

- Table top & column connect with patented flush-to-table bottom internal connection (IC) that locks securely into place
- Solid plywood core table top
- Tops store flat & compact without scratching or abrading
- Table top is finished with an attractive UV Polycoat and is offered in four stain colors
- Seamless polyurethane MAXX Edge® in your choice of six colors



INTERNAL CONNECTOR (IC) TOP & COLUMN



MAXX EDGE®



Literally bonded to the table core, MAXX Edge® leaves no gaps for food or bacteria to collect.

EASY TRANSPORT




A single person can move 20 of our tables packaged in a Revolution® cart through a standard doorway (32" W) and even inside a passenger elevator!

TABLE TOP SIZES

- | | |
|-----|--------------------------------|
| RND | 24" dia. 30" dia. 36" dia. |
| SQR | 36" dia. |

20 TABLES STORE
IN 10 SQUARE FEET
MAXX-IC™ FULL
RECEPTION PACKAGE



PACKAGE DETAILS

Half Package Includes:
10 Table Tops, 20 Columns, 10 bases, 1 cart

Full Package Includes:
20 Table Tops, 40 Columns, 20 bases, 1 cart

BASE CHOICES



Black Trumpet*



Polished Chrome Trumpet*



Brushed Nickel Trumpet*




Black X-Base



Brushed Silver X-Base


STAIN CHOICES



Walnut



Blonde



Espresso

*Weighted trumpet base option also available in a package that includes a larger transport cart than pictured above. Please call for details.

MAXX-IC™
Cafe Tables & Packages

1.800.762.0415 | psfurniture.com