

# Empura®

## Gas Hotplates

**EHP-2**

**EHP-4**

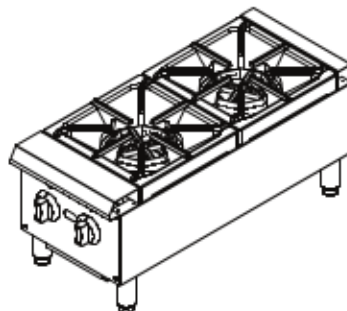
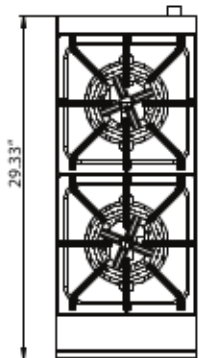
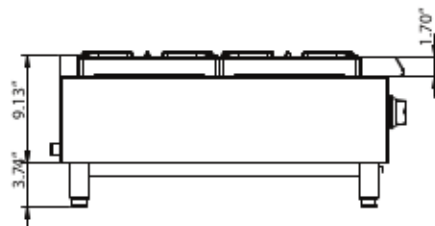
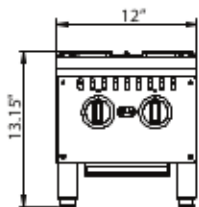
**EHP-6**

### Features

- Stainless steel front and sides
- Cast iron burner, each 25,000 BTU/hr
- 12" x 12" (30x30cm) cast iron grate
- Standby S/S pilot for easy start
- Adjustable heavy duty legs
- Full width crumb tray at the bottom
- Durable brass control valve
- Easy access to pilot valve adjustment screws
- Easy gas conversion in field



| MODEL | BURNERS | EXT DIMENSIONS (W x D x H in inches) | BTU's PER BURNER | TOTAL BTU's | NET WEIGHT | SHIPPING WEIGHT |
|-------|---------|--------------------------------------|------------------|-------------|------------|-----------------|
| EHP-2 | 2       | 12" x 27.5" x 13.5"                  | 25,000           | 50,000      | 62 lbs     | 95 lbs          |
| EHP-4 | 4       | 24" x 27.5" x 13.5"                  | 25,000           | 100,000     | 119 lbs    | 152 lbs         |
| EHP-6 | 6       | 36" x 27.5" x 13.5"                  | 25,000           | 150,000     | 187 lbs    | 222 lbs         |



#### Warranty: 1 year parts only

Gas connection: 3/4" NPT on the rear of the appliance. Gas regulator included.

Gas pressure: 4" W.C. - Natural Gas / 10" W.C. - Propane

Clearance: Combustible: 4 inches sides, 4 inches rear, 16 inches to adjacent open flame burner units / Non-combustible: 0 inches sides 0 inches, 16 inches to adjacent open flame burner units.

Specify type of gas and altitude, if over 2,000 feet, when ordering. An adequate ventilation system is required for commercial cooking equipment.

EGHP-2

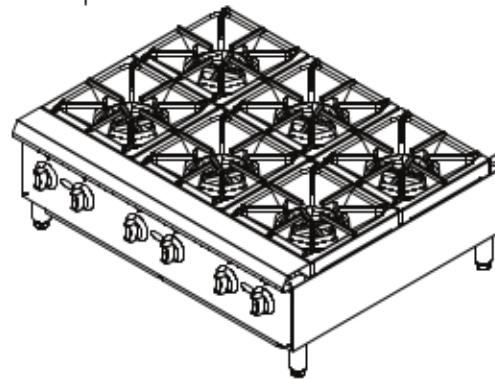

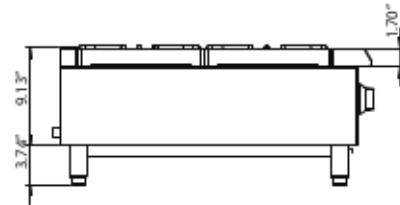
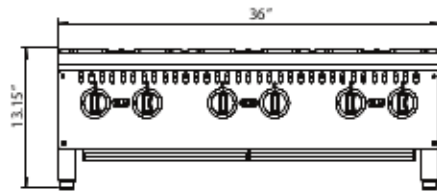
# Empura®

## Gas Hotplates

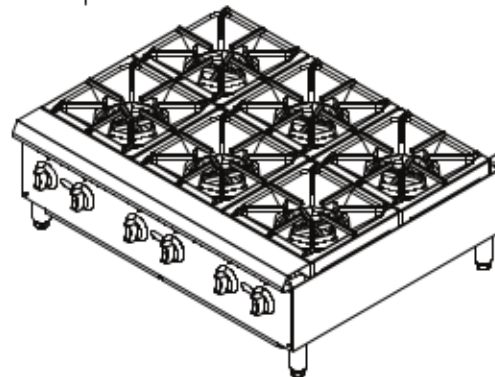
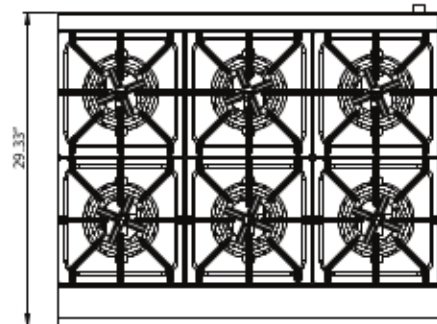
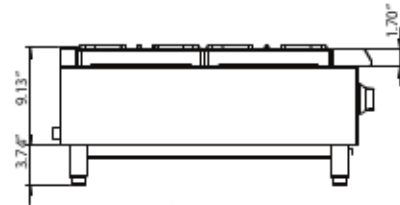
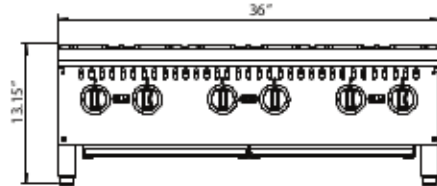
EHP-2

EHP-4

EHP-6



EHP-4



EHP-6



**Warranty: 1 year parts only**

Gas connection: 3/4" NPT on the rear of the appliance. Gas regulator included.

Gas pressure: 4" W.C. - Natural Gas / 10" W.C. - Propane

Clearance: Combustible: 4 inches sides, 4 inches rear, 16 inches to adjacent open flame burner units / Non-combustible: 0 inches sides 0 inches, 16 inches to adjacent open flame burner units.

Specify type of gas and altitude, if over 2,000 feet, when ordering. An adequate ventilation system is required for commercial cooking equipment.