

Self-Leveling Dispensers for

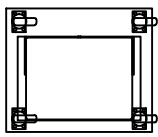
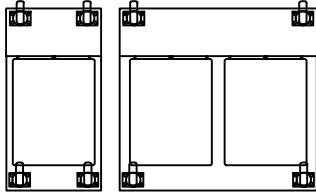
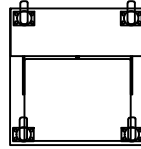
Trays

Cabinet or Cantilever Style



PROJECT:

LOCATION:

TOP VIEW

TOP VIEW

TOP VIEW

Capacity: 75 trays*

(Actual capacities vary with shape of tray to be dispensed.)

* CM-1814-2C capacity: 150 trays



CM-1418



CM-1814-2C



CM-1418-C

Dimensions

Model	Length	Width	Height	Trays
CM-1418	25 $\frac{3}{8}$ "	21 $\frac{1}{2}$ "	34 $\frac{1}{4}$ "	14" x 18"
CM-1622	27"	23 $\frac{1}{2}$ "	34 $\frac{1}{4}$ "	16" x 22"
CM-1814-C	16 $\frac{1}{2}$ "	31 $\frac{3}{4}$ "	35 $\frac{1}{2}$ "	14" x 18"
CM-2015-C	16 $\frac{1}{2}$ "	31 $\frac{3}{4}$ "	35 $\frac{1}{2}$ "	15" x 20"
CM-2216-C	16 $\frac{1}{2}$ "	31 $\frac{3}{4}$ "	35 $\frac{1}{2}$ "	16" x 22"
CM-1418-C	23 $\frac{1}{2}$ "	23 $\frac{3}{4}$ "	35 $\frac{1}{2}$ "	14" x 18"
CM-1520-C	23 $\frac{1}{2}$ "	23 $\frac{3}{4}$ "	35 $\frac{1}{2}$ "	15" x 20"
CM-1622-C	23 $\frac{1}{2}$ "	24 $\frac{3}{4}$ "	35 $\frac{1}{2}$ "	16" x 22"
CM-1814-2C	34 $\frac{1}{4}$ "	24 $\frac{3}{4}$ "	35 $\frac{1}{2}$ "	14" x 18"

General Specifications

Caddy Magic self-leveling dispenser to be Caddy Corporation model CM-_____.

Self-leveling mechanism to be cantilevered suspension type. Removable panel to be provided to permit easy calibration without the use of tools, for full load factors from 20 to 182 pounds and without prior identification of wares, irrespective of weight, height, or brand. Mechanism to be free of cables, chains, pulleys, sprockets, gears, levers, crank handles or components requiring periodic maintenance and lubrication.

Removable load platform to be 18 gauge stainless steel and secured to 16 gauge stainless steel angle support frame and a pair of cantilevered suspension arms. Suspension arms to be of rust-resistant $\frac{1}{4}$ " steel and to be securely guided by ball bearing rollers. Total stacking height to edge of top frame to be not less than 22".

Cabinet models specifications:

Unit to have 16 gauge stainless steel top with 2" turned down channel edge on 4 sides and welded finished corners. Exterior of cabinet to be stainless steel. Cabinet corners to be reinforced with 16 gauge stainless steel channels and to have full height extruded plastic vertical bumpers.

Bottom of cabinet to be 12 gauge stainless steel, rust resistant metal and to have 2-1/2" diameter center clean-out hole with a removable plug. Unit to be mounted on four 4" diameter swivel type casters with polyurethane tires.

Cantilever models specifications:

The lower rack storage platform to be formed of 16 gauge stainless steel, channeled down on all four sides with two stainless steel reinforce members underneath. Unit to be mounted on four 4" diameter swivel type casters with polyurethane tires.

Unit to be provided with the following accessories:

Accessories

- ACC-63** - 5" diameter swivel casters with polyurethane tires in lieu of 4" diameter swivel casters. (Add 1-1/8" to height)
- ACC-41** - Caster brakes on two diagonal casters.
- ACC-50** - Perimeter bumpers with replaceable corner bumpers. (Add 1-1/4" to length and width)
- ACC-51** - Guides for automatic tray stacking.
- ACC-52** - Vertical corner bumpers only. Easy to replace. (Add 1-1/4" to length and width)