

"MS4-GSK" EQUIPMENT STANDS

14GA Stainless Steel Top w/18GA Galvanized Base & Shelf

FEATURES:

- 14GA Type 300 Stainless Steel Top With #4 Polish, Satin Finish
- Reinforced With A 1/2" Channel Running Entire Length Of Table
- Shelf Adjustable To Desired Height
- Shipped Knocked-Down, Easy-To-Assemble

SPECIFICATIONS:

- Top: Stainless Steel Tops Are TIG Welded, Exposed Welds Are Polished To Match Adjacent Surface
- Base: MIG Welded Galvanized Frame
- Top: 14GA Stainless Steel Type 300 Stainless Steel With #4 Polish, Satin Finish
- Shelf: 18GA Galvanized Steel
- Gussets: Galvanized Steel
- Feet: 1" Bullet Feet

CERTIFICATIONS:



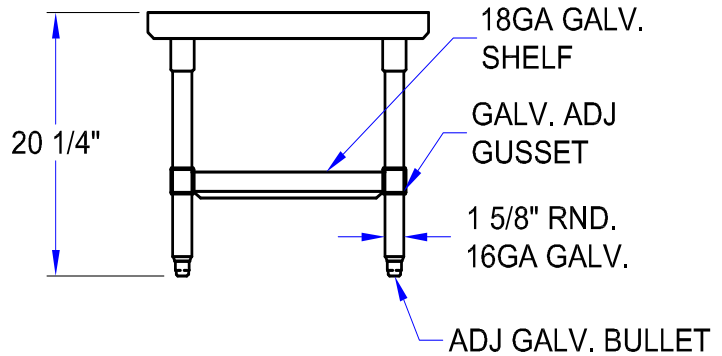

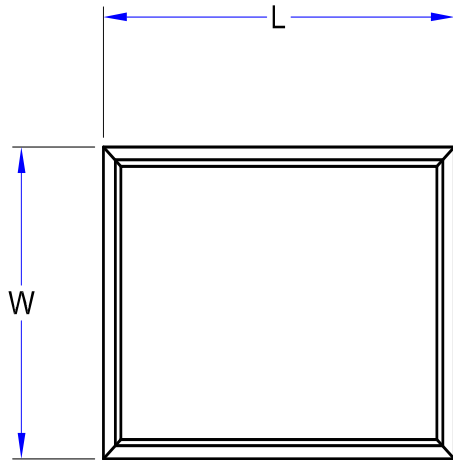
MS4-3030GSK

"MS4-GSK" EQUIPMENT STANDS

MODEL	SIZE (L X W X H)	WEIGHT (LBS)
MS4-2424GSK	24"x24"x20-1/4"	33
MS4-2430GSK	30"x24"x20-1/4"	38
MS4-3030GSK	30"x30"x20-1/4"	42
MS4-3036GSK	36"x30"x20-1/4"	51

ALL DIMENSIONS ARE TYPICAL. TOLERANCE +/- .500". JOHN BOOS & CO. RESERVES THE RIGHT TO CHANGE SPECIFICATIONS WITHOUT NOTICE.

DETAILED SPECIFICATIONS



"MS4-GSK" EQUIPMENT STANDS

MODEL	SIZE (L X W X H)	WEIGHT (LBS)
MS4-2424GSK	24"x24"x20-1/4"	33
MS4-2430GSK	30"x24"x20-1/4"	38
MS4-3030GSK	30"x30"x20-1/4"	42
MS4-3036GSK	36"x30"x20-1/4"	51

ALL DIMENSIONS ARE TYPICAL. TOLERANCE +/- .500". JOHN BOOS & CO. RESERVES THE RIGHT TO CHANGE SPECIFICATIONS WITHOUT NOTICE.