



We put space to work.

Item # _____

Job _____



qwikTRAK® High-Density Storage System —
for Super Erecta®, Super Adjustable Super Erecta, and MetroMax® Storage System

qwikTRAK® High-Density Storage System —

for Super Erecta®, Super Adjustable Super Erecta, and MetroMax® Storage System



- **Maximizes Storage Capacity:** High-Density qwikTRAK can increase the storage capacity of a given area up to 50%. Mobile units are positioned between stationary units and an active aisle can be opened between any two units as needed. This efficient utilization of space addresses the storage needs of growing operations and may eliminate the need for facility expansion or renovation.
- **Ideal for Rough or Choppy Floors:** Floor tracks compensate for rough or choppy floors and provide a smooth, level surface to guide the mobile units in a straight line.
- **Accessible and Ergonomic:** The low profile and sloped sides of the guiding track, combined with the easy-to-move mobile units, provide safe and easy access to all stored products. Mobile units roll easily along the track, even when moving heavy loads.
- **Easy to Lay Out and Assemble:** Select end, intermediate, or mobile kits and just add shelves! Units are quick and easy to assemble. The guiding track is easily positioned. The end stationary units anchor the system and the guiding track to the floor.
- **Strong and Durable:** Standard Metro qwikTRAK systems can store and move heavier loads than overhead track shelving.
- **Weight load capacities** (evenly distributed):
 - All stationary units:**
 - 2,000 lbs (907 kg) evenly distributed
 - Mobile units:**
 - Super Erecta, Super Adjustable, and MetroMax Q mobile unit: 2,000 lbs (907 kg)
 - MetroMax i mobile unit: 1,200 lbs (544 kg) per unit
 - MetroMax 4 mobile unit: 800 lbs (363 kg) per unit

- **Versatile:** qwikTRAK is designed to fit most of Metro's shelving systems and can be configured in different lengths and widths.

Super Erecta

Dry environment:

- Kits with chrome posts for use with Chrome plated wire, Metro BRITE finish wire, Galvanized Solid shelving.

All environments:

- Kits with Stainless Steel posts for use with Type 304 stainless steel wire or solid shelving.
- Kits with Metroseal Green coated posts for use with Metroseal Green (K3) wire shelving & Super Erecta Pro with removable plastic shelf mats.
- Kits with Metroseal Gray coated posts.

MetroMax - For use in all environments:

MetroMax Kits are available with either all-polymer posts or epoxy coated posts. All-polymer posts offer rust-proof performance and are commonly used with MetroMax i and MetroMax 4 all-polymer shelving. Polymer posts may be used with MetroMax Q for added corrosion protection. Epoxy coated steel posts offer corrosion resistance and improved rigidity. They are commonly used with MetroMax Q corrosion resistant shelving. The epoxy coated steel posts may be used with MetroMax i or MetroMax 4.

- **Microban antimicrobial product protection** is built-into the MetroMax shelves and posts, Super Erecta Pro shelves, and Metroseal finish to keep the products "cleaner between routine cleanings".

Microban antimicrobial product protection inhibits the growth of microorganisms that cause odors and product degradation.

All Metro Catalog Sheets are available on our website: www.metro.com



InterMetro Industries Corporation
North Washington Street, Wilkes-Barre, PA 18705
Product Information. U.S. and Canada: 1.800.992.1776
Outside U.S. and Canada: www.metro.com/contactus

LO3-249 Printed in U.S.A. 1/21

Information and specifications are subject to change without notice. Please confirm at time of order.

Copyright © 2021 InterMetro Industries Corp.

11.15

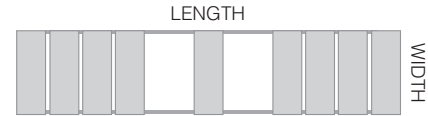
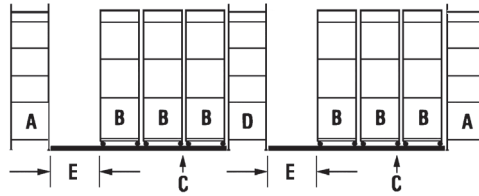


qwikTRAK[®] High-Density Storage System —

for Super Erecta[®], Super Adjustable Super Erecta, and MetroMax[®] Storage System

SYSTEM COMPONENTS

- A = Stationary End Units
- B = Mobile Units
- C = Floor Track
- D = Stationary Intermediate Unit
- E = Active Aisle



System Measurements

- Actual length: Nominal track length + the nominal width of each end unit + 3" (76mm)
- Actual width: Nominal Shelf length + 3.5" (89mm)
- Actual height of a mobile qwikTRAK unit is: Nominal post height + 4.5" (115mm)
- It is recommended that the tracks are installed at least 2" (52mm) from the wall.

Mobile Unit Measurements

To accommodate bumpers, the actual size of a mobile unit is 2.5" (63.5mm) wider than the shelf width shown. For example, an 18" (457mm) wide unit is actually 20.5" (521mm).

Choosing shelves: All end, intermediate, and mobile units must be 18" (457mm) or wider. Each stationary end and intermediate unit must have a minimum of four shelves. Super Adjustable shelves may be used for all tiers.

Stationary End Unit Kit (Choose one kit for each system)

Includes 74" high posts (1880mm) high stationary posts, and hardware necessary for connecting stationary end units to tracks. Shelves are sold separately.



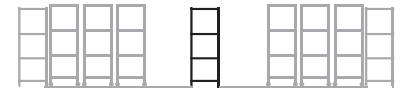
Traditional Configuration with stationary end units. ONE End Unit Kit is required per system. Shelves are ordered separately.

Super Erecta, Super Erecta Pro, Super Adjustable Super Erecta				MetroMax Q Steel Posts		MetroMax Polymer Posts		
Approx. Pkd. Wt. (lbs.) (kg)	Chrome-Plated Cat. No.	Metroseal Green with Microban [®] Cat. No.	Metroseal Gray with Microban [®] Cat. No.	Stainless Steel Cat. No.	Approx. Pkd. Wt. (lbs.) (kg)	Cat. No.	Approx. Pkd. Wt. (lbs.) (kg)	Cat. No.
39.6 18.0	BTEC	BTEK3	BTEK4	BTES	42.0 19.1	BTEQ3	25.0 11.4	BTEX3

Note: Chrome plated kits include plated foot plates. All others include Stainless Steel foot plates.

Stationary Intermediate Units

Required when overall desired track length exceeds 21' (6405mm). Optional when track length is under 21' (6405mm). Includes 74" high posts (1880mm) high stationary posts, and hardware necessary for connecting one stationary intermediate unit to tracks. Shelves are sold separately.



ONE Intermediate Kit (see rules). Shelves are ordered separately.

Super Erecta, Super Erecta Pro, Super Adjustable Super Erecta				MetroMax Q Steel Posts		MetroMax Polymer Posts		
Approx. Pkd. Wt. (lbs.) (kg)	Chrome-Plated Cat. No.	Metroseal Green with Microban [®] Cat. No.	Metroseal Gray with Microban [®] Cat. No.	Stainless Steel Cat. No.	Approx. Pkd. Wt. (lbs.) (kg)	Cat. No.	Approx. Pkd. Wt. (lbs.) (kg)	Cat. No.
22.6 10.3	BTAC	BTAK3	BTAK4	BTAS	24.2 11.0	BTAQ3	15.7 7.1	BTAX3

Note: Chrome plated kits include plated foot plates. All others include Stainless Steel foot plates.

Mobile Units (One kit required per mobile unit)

Includes four 74" (1880mm) high mobile posts, four casters, donut bumpers, and other hardware to assemble a mobile unit. Shelves are sold separately.



ONE Mobile kit per mobile unit. Example: (6) needed in the above picture. Shelves are ordered separately.

Super Erecta, Super Erecta Pro, Super Adjustable Super Erecta				MetroMax Q Steel Posts		MetroMax Polymer Posts		
Approx. Pkd. Wt. (lbs.) (kg)	Chrome-Plated Cat. No.	Metroseal Green with Microban [®] Cat. No.	Metroseal Gray with Microban [®] Cat. No.	Stainless Steel Cat. No.	Approx. Pkd. Wt. (lbs.) (kg)	Cat. No.	Approx. Pkd. Wt. (lbs.) (kg)	Cat. No.
25.0 11.4	BTMC	BTMK3	BTMK4	BTMS	27.0 12.3	BTMQ3	18.5 8.4	BTMX3

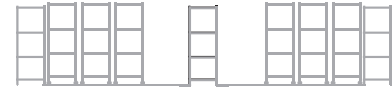
Note: Casters feature an acetyl grooved wheel. Chrome plated mobile kits include casters with plated steel components. All others include casters with stainless components.

Under normal conditions, aisle width of 30"-36" (760-914mm) is recommended. The storage of very large objects within the system, however, may require an aisle width larger than 36" (914mm).



Track Sets

Includes tracks and hardware needed to assemble track runs up to 21' (6400mm).



Tracks to connect the stationary units. Example: (2) BTS9NA used in the above example.

Dimensions Length		Approx. Pkd. Wt.		Super Erecta Brite Cat. No.	Dimensions Length		Approx. Pkd. Wt.		Chrome Cat. No.
(ft.)	(mm)	(lbs.)	(kg)		(ft.)	(mm)	(lbs.)	(kg)	
2.5	762	4	1.8	BTS2.5NA	14	4267	19	8.6	BTS14NA
6	1828	9	4.1	BTS6NA	15	4572	21	9.5	BTS15NA
7	2135	10	4.5	BTS7NA	16	4877	22	10.0	BTS16NA
8	2440	11	5.0	BTS8NA	17	5182	23	10.5	BTS17NA
9	2743	13	5.9	BTS9NA	18	5486	25	11.4	BTS18NA
10	3048	14	6.4	BTS10NA	19	5791	26	11.8	BTS19NA
11	3352	15	6.8	BTS11NA	20	6096	27	12.3	BTS20NA
12	3657	17	7.7	BTS12NA	21	6400	29	13.2	BTS21NA
13	3962	18	8.2	BTS13NA					

Note: BTS2.5NA includes a joining kit to connect the tracks to other track sets.

For best performance on heavily loaded systems:

- For configurations using shelves 60" (1524mm) or longer and managing heavier loads choose a more rigid shelving option.
 - Wire Shelving** – Use all SES wire shelves.
 - Polymer Shelving** (MetroMax) – Epoxy coated steel posts offer the most rigid configuration.
- Weight capacities (evenly distributed) - Mobile Units.
 - Super Erecta, Super Adjustable, and MetroMax Q: up to 2,000 lbs. (907kg)
 - MetroMax i mobile: up to 1,200 lbs. (544kg)
 - MetroMax 4 mobile: up to 800 lbs (363kg)
- When using long tracks, 13ft or longer, securing the stationary units to the floor will help to keep the system in alignment.



Additional Configuration Notes

- qwikTRAK is available with 74" posts (1880mm) as standard. Requests for TALLER posts must be reviewed by Metro Engineering. For applications requiring posts SHORTER than 74" (1880mm), contact your Metro representative.
- Existing Metro Super Erecta, Super Adjustable, Super Erecta Pro, MetroMax Q, MetroMax 4, and MetroMax i shelving units can be retrofitted as part of a qwikTRAK installation.

Installation Guidelines

- It is recommended that the tracks are installed a minimum of 2" (51mm) from the wall.
- It is the discretion of the user to install the end units to the floor.

Mobile Unit - Space Calculator

Use to help determine the quantity of mobile units and the open aisle dimension.

Nominal Shelf Depth	Actual Depth with Bumpers	Space occupied by each mobile unit											
		qty. 1	qty. 2	qty. 3	qty. 4	qty. 5	qty. 6	qty. 7	qty. 8	qty. 9	qty. 10	qty. 11	
in.	18	20.5	20.5	41	61.5	82	102.5	123	143.5	64	184.5	205	22.5
	21	23.5	23.5	47	70.5	94	117.5	141	164.5	188	211.5	--	--
	24	26.5	26.5	53	79.5	106	132.5	159	185.5	212	--	--	--
mm	457	520.5	520.5	1041	1561.5	2082	2602.5	3123	3643.5	4164	4684.5	5205	5725.5
	530	593.5	593.5	1187	1780.5	2374	2967.5	3561	4154.5	4748	5341.5	--	--
	610	673.5	673.5	1347	2020.5	2694	3367.5	4041	4714.5	5388	--	--	--

qwikTRAK® High-Density Storage System –

for Super Erecta®, Super Adjustable Super Erecta,
and MetroMax® Storage System



We put space to work.®

Specifications

- Track and joining channel: Aluminum extrusion 6063 with 1/2" (13mm) square stainless steel tubing. Joining channel is stainless steel.
- End plate and mounting plates (connect post with foot plate to track): Aluminum.
- Casters and Caster Horns: 31/4" (83mm) acetyl wheel. Chrome-plated kits include casters with plated horns. All other systems include casters with stainless steel horns.
- Shelving: see spec sheets for Super Erecta (10.01), Super Adjustable (10.01A), MetroMax i (9.20), MetroMax 4 (9.22) and MetroMax Q (9.21).
- Footplates and Hardware: Chrome-plated kits include plated footplates and hardware. All other systems include stainless steel footplates and hardware.




Configuring a system with one or no stationary end units. A stop plate kit may be used in place of one end unit. The kit contains two "L-shaped" stop plates that mount to the ends of the floor tracks. The stop plates prevent a mobile unit from rolling off the end of the tracks.

Note: Do not order the regular end unit kit from page 2. Consult your Metro representative to configure the system.

How to configure –

One stationary end unit, One stop plate kit on opposite end.

- (1) BTSP kit of (2) stop plate kits
- (4) Posts (4) 74" stationary posts.
- (1) End Plate kit. Consult your Metro representative for part.



BTSP stop plate kit installed on the end kit.

How to configure –

Stop plate kits on both ends.

- (2) BTSP kit of (2) stop plate kits
- (1) End Plate kit. Consult your Metro representative for part

Replacement Parts for Standard qwikTRAK	Super Erecta and Super Adjustable Cat. No.	MetroMax i, 4 & Q Cat. No.
Caster with plated Horn	RPC02-317A	—
Caster with Stainless Horn	RPC02-317B	RPC02-317B
Bumper	9992DB	M9992DBX
End Plates and Hardware for End Unit	RPHDWE-BTEND	RPHDWE-BTEND
Footplates	9993Z (zinc plated) 9993S (stainless)	9993S (stainless)
Joining Channel (2 per set)	BTJKN	BTJKN



qwikTRAK caster

*MICROBAN® and the MICROBAN® symbol are registered trademarks of the Microban Products Company, Huntersville, NC.