

TRAY MAKE-UP CADDY-VEYOR



**CANTILEVERED MOBILE CONVEYOR (RCC/SWC)
TABLE OR HOT FOOD MOUNT CONVEYOR (SKW)**



MODEL SWC



MODEL RCC

FEATURES

- Provides maximum flexibility in the positioning of Roller or Skatewheel conveyor during serving time in conjunction with hot food Caddy. Conveyor can be rolled away and stored when not in use.

Specification:

Cantilevered support structure of all welded stainless steel construction with all welds ground smooth and polished. Base to be formed of two 12 gauge stainless steel channels fitted with four heavy duty 4" swivel casters, two with brakes. Uprights to be 1-5/8" O.D. stainless steel tubing. Support braces of 12 gauge stainless steel welded to stainless steel sleeves allowing vertical adjustment of conveyor bed from 14-1/2" to 20-1/2" above top deck of hot food Caddy.

Conveyor (covered under separate specifications section) to be bolted to the two cantilever brackets resulting in unitized mobile assembly. Entire assembly to be:


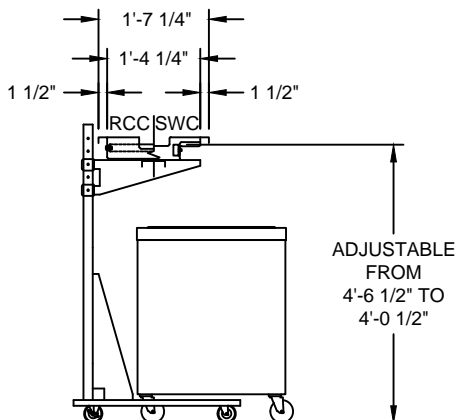
(Select one)

Model SWC

Tray make-up conveyor to be as manufactured by Caddy Corporation. Unit shall be 19 1/4" wide x _____ long, and to accommodate flat bottom trays up to 16" wide. (Specify dimensions of trays to be used.)

Model RCC

Tray make-up conveyor to be as manufactured by Caddy Corporation. Unit shall be 19 1/4" wide x _____ long, and to accommodate trays up to 16" wide. (Specify dimensions of trays to be used.)



MODEL SKW

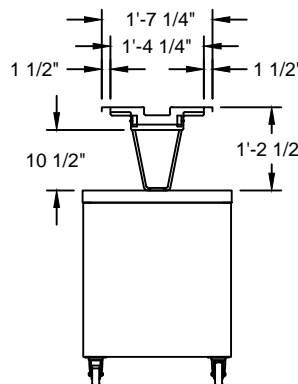
FEATURES

- Skatewheel conveyor can turn any table or hot food unit into an efficient system for assembling trays for up to 150 beds.
- Most economical non-mechanized, non-powered Caddy-veyor. Use only for flat bottom trays. (Not used for trays with irregular bottoms).

Specification:

Series SKW Skatewheel tray make-up conveyor to be as manufactured by Caddy Corporation. Unit shall be 19-1/4" wide x _____ long, and to accommodate flat bottom trays up to 16" wide. (Specify dimensions of trays to be used.)

Conveyor bed to have two rows of 1.9" O.D. plastic skatewheels with stainless steel ball bearings spaced on approximately 2-1/4" centers and mounted with stainless steel hardware. Conveyor to be provided with 16 gauge stainless steel bed of welded construction, ground and polished. Conveyor to be 10-1/2" above hot food unit or table. Both longitudinal curbing for conveyor bed to have channeled edges with 1" turndown and extending 1-1/2" above the top of the skatewheels. Structural supports to be 1" x 1/4" stainless steel flat bar with mounting holes and welded to underside of conveyor bed. Each end of conveyor bed to be provided with tray stop and hand lift access with bed cleanout provision.



CADDY CORPORATION
 509 Sharptown Road P.O. Box 345
 Bridgeport, NJ 08014-0345
 Tel: 856-467-4222 Fax: 856-467-5511
 internet: www.caddycorp.com