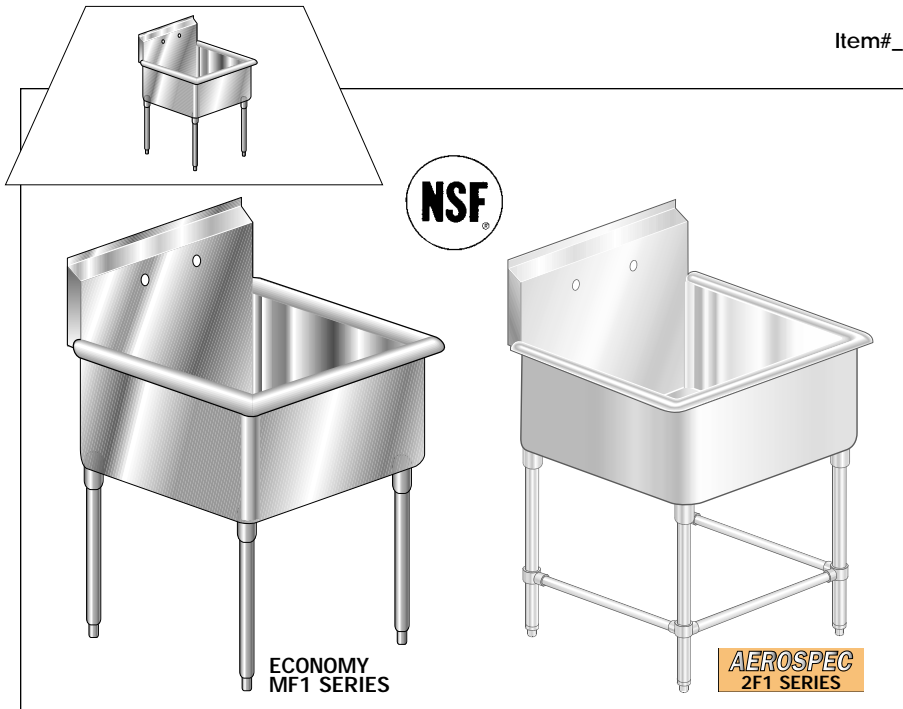




# NSF SINKS

## F1 SERIES, One Compartment

Item# \_\_\_\_\_ Project \_\_\_\_\_



Quantity	ECONOMY MF1 Model #	DELUX 3F1 Model #	AEROSPEC 2F1 Model #
----------	---------------------------	-------------------------	----------------------------

### 18" WIDE

_____	MF1-1818	3F1-1818	2F1-1818
_____	MF1-1824	3F1-1824	2F1-1824
_____	MF1-1830	3F1-1830	2F1-1830
_____	MF1-1836	3F1-1836	2F1-1836
_____	MF1-1842	3F1-1842	2F1-1842
_____	MF1-1848	3F1-1848	2F1-1848

### 21" WIDE

_____	MF1-2118	3F1-2118	2F1-2118
_____	MF1-2124	3F1-2124	2F1-2124
_____	MF1-2130	3F1-2130	2F1-2130
_____	MF1-2136	3F1-2136	2F1-2136
_____	MF1-2142	3F1-2142	2F1-2142
_____	MF1-2148	3F1-2148	2F1-2148

### 24" WIDE

_____	MF1-2418	3F1-2418	2F1-2418
_____	MF1-2424	3F1-2424	2F1-2424
_____	MF1-2430	3F1-2430	2F1-2430
_____	MF1-2436	3F1-2436	2F1-2436
_____	MF1-2442	3F1-2442	2F1-2442
_____	MF1-2448	3F1-2448	2F1-2448

### 30" WIDE

_____	MF1-3018	3F1-3018	2F1-3018
_____	MF1-3024	3F1-3024	2F1-3024
_____	MF1-3030	3F1-3030	2F1-3030
_____	MF1-3036	3F1-3036	2F1-3036
_____	MF1-3042	3F1-3042	2F1-3042
_____	MF1-3048	3F1-3048	2F1-3048

### MATERIAL

#### BODY

- MF -16 gauge 304 stainless steel bowl, 430 body.
- 3F -16 gauge 304 stainless steel.
- 2F -14 gauge 304 stainless steel, (AEROSPEC).

#### LEGS

- 1 1/2" O.D. 16 gauge 304 series stainless steel tubing, complete with 1" adjustable impact resistant white metal feet.

### DESIGN FEATURES

- All sinks are fully cartoned.
- Easily assembled.

### EXCLUSIVE AERO SAFETY EDGE

- Sink hemmed on the roll and backsplash to eliminate cuts from rough edges.

### CONSTRUCTION

- **Exclusive 14" bowl depth on all models (consultant's spec).**
- **Custom style fabricated bowl for true gauge integrity.**
- All sinks have a 3/4" radius at all intersecting planes (consultant's spec).
- Stainless steel gusset is machine welded 360 deg. to a stainless steel triangular plate.
- Gusset plate is fully welded directly underneath the sink for support.
- Polished to a #4 blended finish.

### PLUMBING

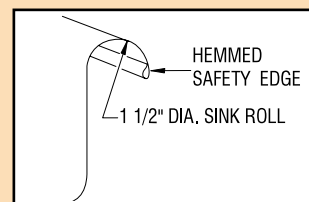
- Water supply is 1/2" hot and cold.
- Faucet holes are 8" o.c. (Faucets not included. See accessories).

### AEROSPEC

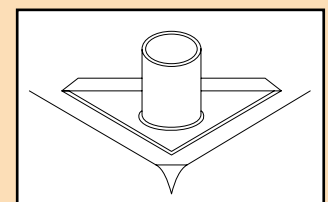
*Includes all of the above and the following:*

- Full 10" backsplash instead of standard 7".
- Stainless steel feet in lieu of white metal.
- Legs stainless steel crossbracing with aluminum castings at all intersections.

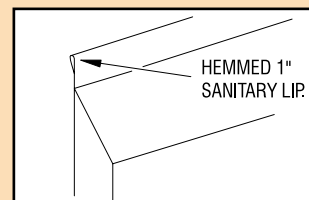
## CUSTOM SIZES AVAILABLE



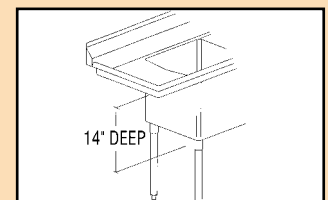
Exclusive Aero Safety Edge



Fully Welded Gusset Assembly



1" Sanitary Lip



14" Custom-Style Bowl

## CONSULTANT'S SPECS AT PRODUCTION PRICES

email - sales@aeromfg.com

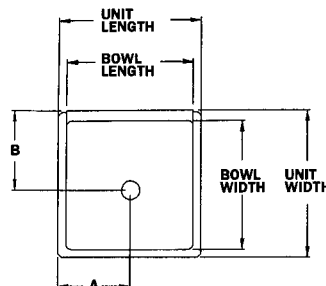
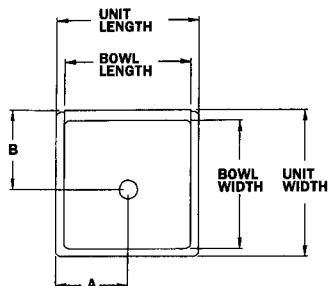
AERO MANUFACTURING COMPANY • 310 ALLWOOD ROAD, CLIFTON, NEW JERSEY 07012 • VOICE 973.473.5300 FAX 973.473.3794



# DIMENSIONAL SPECIFICATIONS

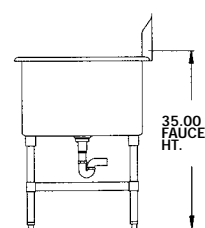
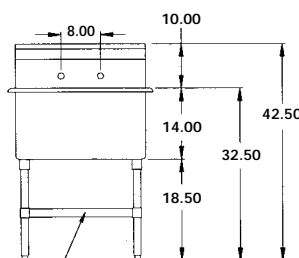
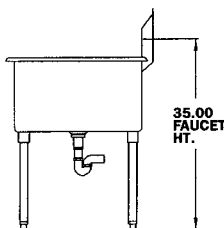
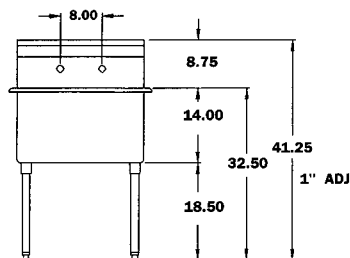
## F1 SERIES, One Compartment, NSF Sinks

■ Supplied with stainless steel drain basket and strainer.



ECONOMY  
MF1 SERIES

AEROSPEC  
2F1 SERIES



ADJ CROSSBRACING

ADJ +1"

BOWL Width	BOWL Length	UNIT Width	UNIT Length	A Drain	B Drain	ECONOMY MF1 Model #	DELUX 3F1 Model #	AEROSPEC 2F1 Model #	Ship Weight	Cubic Feet	Sets, Faucet Holes
------------	-------------	------------	-------------	---------	---------	---------------------	-------------------	----------------------	-------------	------------	--------------------

### 18" WIDE

18	18	21.5	21	10.5	11	MF1-1818	3F1-1818	2F1-1818	32	6	ONE
18	24	21.5	27	13.5	11	MF1-1824	3F1-1824	2F1-1824	42	8	ONE
18	30	21.5	33	16.5	11	MF1-1830	3F1-1830	2F1-1830	52	9	ONE
18	36	21.5	39	19.5	11	MF1-1836	3F1-1836	2F1-1836	62	11	ONE
18	42	21.5	45	22.5	11	MF1-1842	3F1-1842	2F1-1842	72	13	ONE
18	48	21.5	51	25.5	11	MF1-1848	3F1-1848	2F1-1848	82	15	ONE

### 21" WIDE

21	18	24.5	21	10.5	12.5	MF1-2118	3F1-2118	2F1-2118	37	7	ONE
21	24	24.5	27	13.5	12.5	MF1-2124	3F1-2124	2F1-2124	47	9	ONE
21	30	24.5	33	16.5	12.5	MF1-2130	3F1-2130	2F1-2130	57	11	ONE
21	36	24.5	39	19.5	12.5	MF1-2136	3F1-2136	2F1-2136	67	13	ONE
21	42	24.5	45	22.5	12.5	MF1-2142	3F1-2142	2F1-2142	77	15	ONE
21	48	24.5	51	25.5	12.5	MF1-2148	3F1-2148	2F1-2148	87	17	ONE

### 24" WIDE

24	18	27.5	21	10.5	14	MF1-2418	3F1-2418	2F1-2418	42	8	ONE
24	24	27.5	27	13.5	14	MF1-2424	3F1-2424	2F1-2424	52	10	ONE
24	30	27.5	33	16.5	14	MF1-2430	3F1-2430	2F1-2430	62	12	ONE
24	36	27.5	39	19.5	14	MF1-2436	3F1-2436	2F1-2436	72	14	ONE
24	42	27.5	45	22.5	14	MF1-2442	3F1-2442	2F1-2442	82	16	ONE
24	48	27.5	51	25.5	14	MF1-2448	3F1-2448	2F1-2448	92	19	ONE

### 30" WIDE

30	18	33.5	21	10.5	17	MF1-3018	3F1-3018	2F1-3018	57	9	ONE
30	24	33.5	27	13.5	17	MF1-3024	3F1-3024	2F1-3024	67	12	ONE
30	30	33.5	33	16.5	17	MF1-3030	3F1-3030	2F1-3030	77	15	ONE
30	36	33.5	39	19.5	17	MF1-3036	3F1-3036	2F1-3036	87	17	ONE
30	42	33.5	45	22.5	17	MF1-3042	3F1-3042	2F1-3042	97	20	ONE
30	48	33.5	51	25.5	17	MF1-3048	3F1-3048	2F1-3048	107	23	ONE

All dimensions are typical (tol.  $\pm 1/8"$ ). • For Accessories and Options see pages FS-7A, FS-7B.

email - sales@aeromfg.com

AERO MANUFACTURING COMPANY • 310 ALLWOOD ROAD, CLIFTON, NEW JERSEY 07012 • VOICE 973.473.5300 FAX 973.473.3794