

## "S16MS-G" MACHINE STANDS

### 16GA S.S. Top w/Galvanized Base

**FEATURES:**

- 16GA Type 300 Stainless Steel Top With #4 Polish, Satin Finish
- Reinforced With A 1/2" Channel Running Entire Length Of Table
- Bracing Adjustable To Desired Height
- Shipped Knocked-Down, Easy-To-Assemble

**SPECIFICATIONS:**

- Top: Stainless Steel Tops Are TIG Welded, Exposed Welds Are Polished To Match Adjacent Surface
- Base: MIG Welded Galvanized Frame
- Top: 16GA Stainless Steel Type 300 Stainless Steel With #4 Polish, Satin Finish
- Bracing: 1-1/4" Round O.D. 18GA Tubular Galvanized Steel 100% Pre-Galvanized - Not Plated
- Gussets: Galvanized Steel
- Feet: 1" Bullet Feet

**CERTIFICATIONS:**

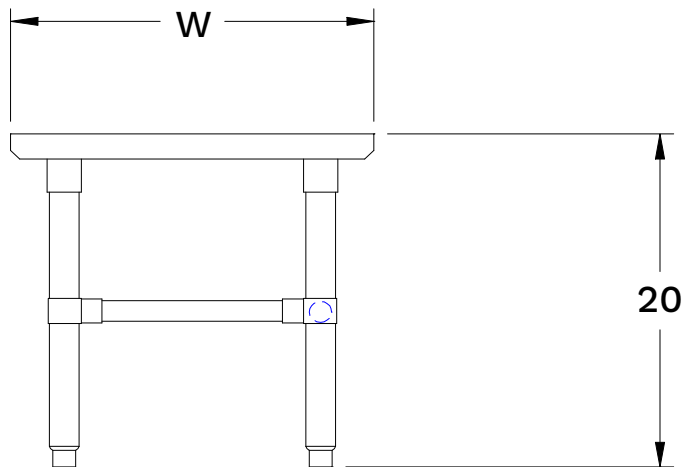
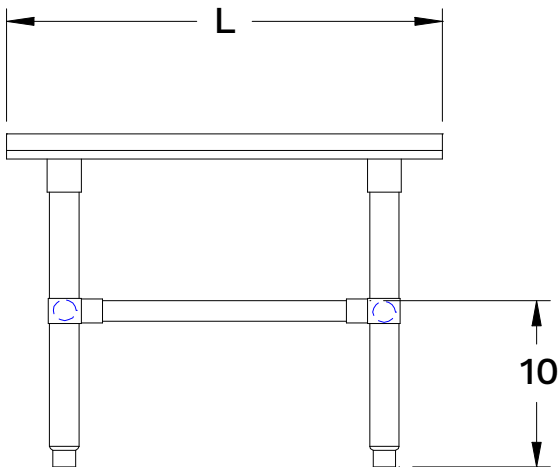
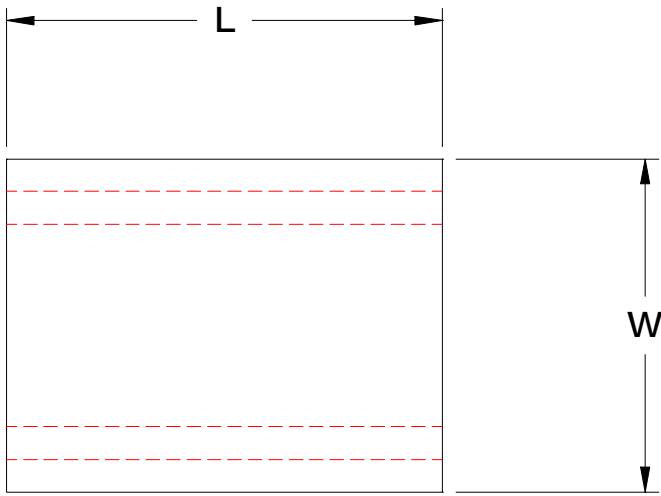


### "S16MS-G" MACHINE STANDS

LENGTH	20" WIDE	WT. (LBS)	24" WIDE	WT. (LBS)	30" WIDE	WT. (LBS)
24"	<b>S16MS01</b>	31	<b>S16MS02</b>	33	-	-
30"	<b>S16MS03</b>	35	<b>S16MS04</b>	38	<b>S16MS05</b>	42

ALL DIMENSIONS ARE TYPICAL. TOLERANCE +/- .500". JOHN BOOS & CO. RESERVES THE RIGHT TO CHANGE SPECIFICATIONS WITHOUT NOTICE.

# DETAILED SPECIFICATIONS



## "S16MS-G" MACHINE STANDS

LENGTH	20" WIDE	WT. (LBS)	24" WIDE	WT. (LBS)	30" WIDE	WT. (LBS)
24"	<b>S16MS01</b>	31	<b>S16MS02</b>	33	-	-
30"	<b>S16MS03</b>	35	<b>S16MS04</b>	38	<b>S16MS05</b>	42

ALL DIMENSIONS ARE TYPICAL. TOLERANCE +/- .500". JOHN BOOS & CO. RESERVES THE RIGHT TO CHANGE SPECIFICATIONS WITHOUT NOTICE.