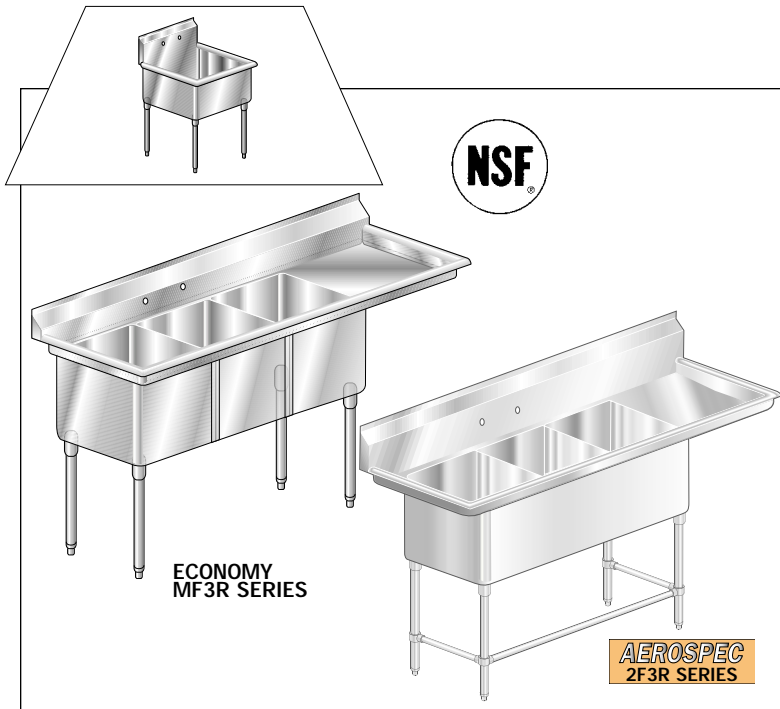


F3R SERIES, Three Compartment with Right Drainboard



Item# _____ Project _____

Quantity	ECONOMY MF3 Model #	DELUX 3F3 Model #	AEROSPEC 2F3 Model #
21" WIDE			
_____	MF3-2116-18R	3F3-2116-18R	2F3-2116-18R
_____	MF3-2116-24R	3F3-2116-24R	2F3-2116-24R
_____	MF3-2116-30R	3F3-2116-30R	2F3-2116-30R
_____	MF3-2116-36R	3F3-2116-36R	2F3-2116-36R

20" WIDE			
_____	MF3-2020-20R	3F3-2020-20R	2F3-2020-20R
_____	MF3-2020-24R	3F3-2020-24R	2F3-2020-24R
_____	MF3-2020-30R	3F3-2020-30R	2F3-2020-30R
_____	MF3-2020-36R	3F3-2020-36R	2F3-2020-36R

24" WIDE			
_____	MF3-2418-18R	3F3-2418-18R	2F3-2418-18R
_____	MF3-2418-24R	3F3-2418-24R	2F3-2418-24R
_____	MF3-2418-30R	3F3-2418-30R	2F3-2418-30R
_____	MF3-2418-36R	3F3-2418-36R	2F3-2418-36R

24" WIDE			
_____	MF3-2424-18R	3F3-2424-18R	2F3-2424-18R
_____	MF3-2424-24R	3F3-2424-24R	2F3-2424-24R
_____	MF3-2424-30R	3F3-2424-30R	2F3-2424-30R
_____	MF3-2424-36R	3F3-2424-36R	2F3-2424-36R

30" WIDE			
_____	MF3-3020-20R	3F3-3020-20R	2F3-3020-20R
_____	MF3-3020-24R	3F3-3020-24R	2F3-3020-24R
_____	MF3-3020-30R	3F3-3020-30R	2F3-3020-30R
_____	MF3-3020-36R	3F3-3020-36R	2F3-3020-36R

MATERIAL

BODY

- MF -16 gauge 304 stainless steel bowl, 430 body.
- 3F -16 gauge 304 stainless steel.
- 2F -14 gauge 304 stainless steel. (AEROSPEC)

LEGS

- 1 1/2" O.D. 16 gauge 304 series stainless steel tubing, complete with 1" adjustable impact resistant white metal feet.

DESIGN FEATURES

- All sinks are fully cartoned.
- Easily assembled.
- Drainboards pitched 3/4" for positive drainage.

EXCLUSIVE AERO SAFETY EDGE

- Sink hemmed on the roll and backsplash to eliminate cuts from rough edges.

CONSTRUCTION

- **Exclusive 14" bowl depth on all models (consultant's spec).**
- **Custom style fabricated bowl for true gauge integrity.**
- All sinks have a 3/8" radius at all intersecting planes (consultant's spec).
- 18 gauge stainless steel strip to cover seams between bowls.
- Stainless steel gusset is machine welded 360 deg. to a stainless steel triangular plate.
- Gusset plate is fully welded directly underneath the sink for support.
- Polished to a #4 blended finish.
- All sinks with drainboards 30" or longer equipped with 2 stainless steel 1 1/2" O.D. legs with stainless steel gussets and white metal feet.

PLUMBING

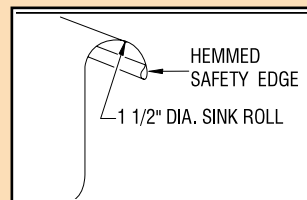
- Water supply is 1/2" hot and cold.
- Faucet holes are 8" o.c. (Faucets not included. See accessories).

AEROSPEC

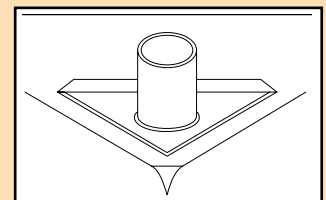
Includes all of the above and the following:

- Full 10" backsplash instead of standard 7".
- 18 gauge stainless steel enclosure surrounding all sink bowls.
- Stainless steel feet in lieu of white metal.
- Legs have stainless steel crossbracing with aluminum castings at all intersections.

CUSTOM SIZES AVAILABLE



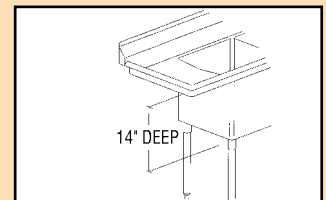
Exclusive
Aero Safety Edge



Fully Welded
Gusset Assembly



1" Sanitary Lip



14" Custom-Style
Bowl

CONSULTANT'S SPECS AT PRODUCTION PRICES

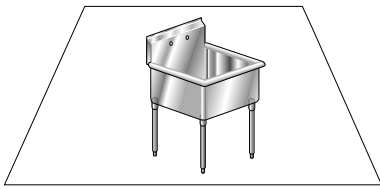
email - sales@aeromfg.com

AERO MANUFACTURING COMPANY • 310 ALLWOOD ROAD, CLIFTON, NEW JERSEY 07012 • VOICE 973.473.5300 FAX 973.473.3794

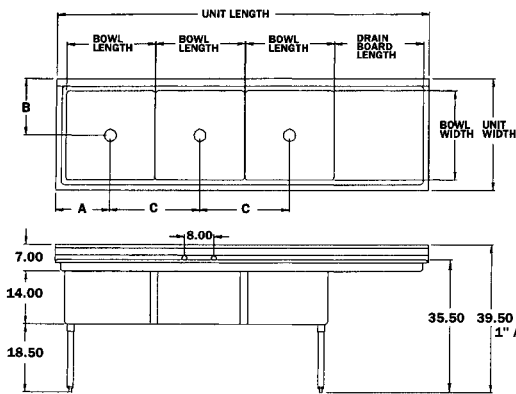


DIMENSIONAL SPECIFICATIONS

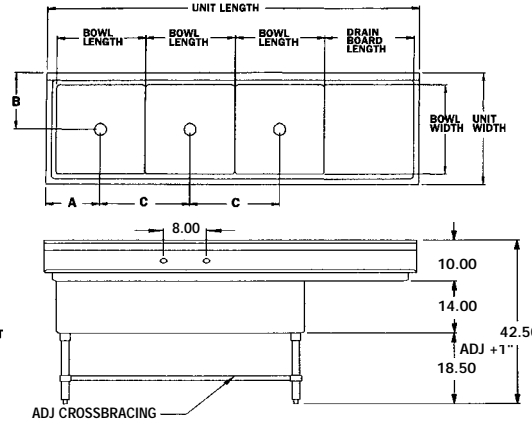
F3R SERIES, NSF Sinks, Three Compartment, Right Drainboard



■ Supplied with stainless steel drain basket and strainer.



ECONOMY MF3R SERIES



AEROSPEC 2F3R SERIES

BOWL Width	BOWL Length	UNIT Width	UNIT Length	DRAIN BOARD Length	A Drain	B Drain	C Drain	ECONOMY MF3 Model #	DELUX 3F3 Model #	AEROSPEC 2F3 Model #	Ship Weight	Cubic Feet	Sets, Faucet Holes
21" WIDE													
21	16	27	70.25	18	10.75	13.75	16	MF3-2116-18R	3F3-2116-18R	2F3-2116-18R	140	23	ONE
21	16	27	76.25	24	10.75	13.75	16	MF3-2116-24R	3F3-2116-24R	2F3-2116-24R	145	25	ONE
21	16	27	82.25	30	10.75	13.75	16	MF3-2116-30R	3F3-2116-30R	2F3-2116-30R	150	27	ONE
21	16	27	88.25	36	10.75	13.75	16	MF3-2116-36R	3F3-2116-36R	2F3-2116-36R	155	29	ONE
20" WIDE													
20	20	26	84.25	20	13.75	12.75	20	MF3-2020-20R	3F3-2020-20R	2F3-2020-20R	172	26	TWO
20	20	26	88.25	24	13.75	12.75	20	MF3-2020-24R	3F3-2020-24R	2F3-2020-24R	177	28	TWO
20	20	26	94.25	30	13.75	12.75	20	MF3-2020-30R	3F3-2020-30R	2F3-2020-30R	182	29	TWO
20	20	26	100.25	36	13.75	12.75	20	MF3-2020-36R	3F3-2020-36R	2F3-2020-36R	187	31	TWO
24" WIDE													
24	18	30	76.25	18	11.75	13.75	18	MF3-2418-18R	3F3-2418-18R	2F3-2418-18R	150	25	ONE
24	18	30	82.25	24	11.75	13.75	18	MF3-2418-24R	3F3-2418-24R	2F3-2418-24R	155	27	ONE
24	18	30	88.25	30	11.75	13.75	18	MF3-2418-30R	3F3-2418-30R	2F3-2418-30R	160	29	ONE
24	18	30	92.25	36	11.75	13.75	18	MF3-2418-36R	3F3-2418-36R	2F3-2418-36R	165	30	ONE
24" WIDE													
24	24	30	94.25	18	14.75	14.75	24	MF3-2424-18R	3F3-2424-18R	2F3-2424-18R	195	34	TWO
24	24	30	100.25	24	14.75	14.75	24	MF3-2424-24R	3F3-2424-24R	2F3-2424-24R	200	37	TWO
24	24	30	106.25	30	14.75	14.75	24	MF3-2424-30R	3F3-2424-30R	2F3-2424-30R	205	39	TWO
24	24	30	112.25	36	14.75	14.75	24	MF3-2424-36R	3F3-2424-36R	2F3-2424-36R	210	41	TWO
30" WIDE													
30	20	36	84.25	20	12.75	12.75	20	MF3-3020-20R	3F3-3020-20R	2F3-3020-20R	205	36	TWO
30	20	36	88.25	24	12.75	12.75	20	MF3-3020-24R	3F3-3020-24R	2F3-3020-24R	210	39	TWO
30	20	36	94.25	30	12.75	12.75	20	MF3-3020-30R	3F3-3020-30R	2F3-3020-30R	215	41	TWO
30	20	36	100.25	36	12.75	12.75	20	MF3-3020-36R	3F3-3020-36R	2F3-3020-36R	220	44	TWO

All dimensions are typical (tol. ±1/2"). • For Accessories and Options see pages FS-7A, FS-7B.

email - sales@aeromfg.com

AERO MANUFACTURING COMPANY • 310 ALLWOOD ROAD, CLIFTON, NEW JERSEY 07012 • VOICE 973.473.5300 FAX 973.473.3794