


Accessories & Modifications

Project _____
 Item _____
 Quantity _____
 CSI Section 11400
 Approved _____
 Date _____



B. Stainless steel tray slide

Tray slide shall be 12" (30.5 cm) wide, constructed of 14-gauge stainless steel, with three inverted "V" ridges. Tray slide shall have an alignment and leveling lock for cafeteria line-ups, and shall be mounted on stainless steel fold-down or fixed support brackets.




C. Tubular tray slide

Tray slide shall be 9" (22.7 cm) wide, constructed of 1" (2.5 cm) O.D. stainless steel tubing, with capped ends. Tray slide shall be mounted on stainless steel fold-down or fixed support brackets.



E. Fold-down work shelf

Work shelf shall be 10" (25.4 cm) wide, constructed of 18-gauge stainless steel, mounted flush with the top surface of the equipment. Work shelf shall be mounted on stainless steel fold-down support brackets. Alignment and leveling lock is standard.



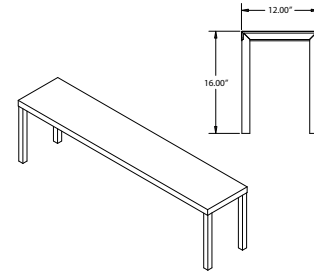
U. Fold-down end shelf

End shelf shall be 14" (30.5 cm) x 30" (76.2 cm), constructed of 18-gauge stainless steel, mounted on either end of the equipment. End shelf shall be mounted on stainless steel fold-down support brackets.



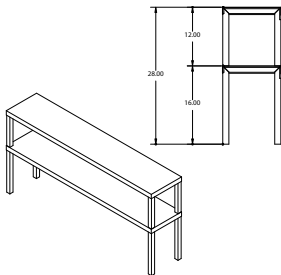
P. Open shelf understorage

Understorage insert for NU models shall be constructed of 18-gauge stainless steel, and shall have a stainless steel shelf.



J. Overshelf

Overshelf shall be 12" (30.5 cm) wide, constructed of 18-gauge stainless steel. Overshelf shall be mounted on 1.25" (3.2 cm) square stainless steel tubing. Height of overshelf shall be specified on original order.



O. Undershelf

Undershelf shall be constructed of 16-gauge stainless steel, mounted between fiberglass pylon base supports on PWT Series equipment only.

V. Adjustable bullet feet

Bullet feet shall be constructed of stainless steel, 6" (15.2 cm) high with adjustable feet. Bullet feet shall replace standard casters where specified.

SG-19. Heated Tops

Heated tops can either be flush or 1" recessed sized for sheet pans. 300 Watt, 120 Volt pad style heater with insulation and galvanized outer body.

Note: With this option, the top surface will flex and become uneven as the top temperature increases.

J2. Two tier overshelf

Overshelf shall be 12" (30.5cm) wide, constructed of 18-gauge stainless steel. Overshelf shall be mounted on 1.25" (3.2cm) square stainless steel tubing. Height of overshelf shall be specified on original order.

SG8. Heated understorage

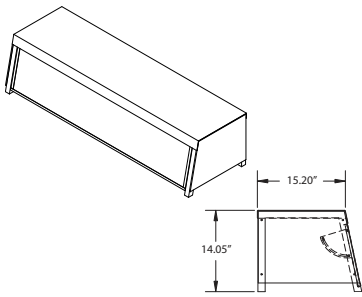
Compartment shall have a single door, pan guide brackets and a 890 watt heating element.

Two sizes: 16.50" x 28.62" or 16.50" x 15.62"

SG20. Refrigerated understorage

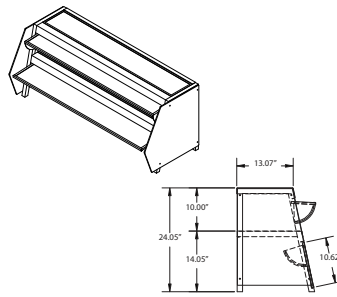
Compartment shall have a single door, pan guide brackets, forced air and evaporator coil refrigeration system. 60" or longer base required.

One size: 18.80" x 36.62"



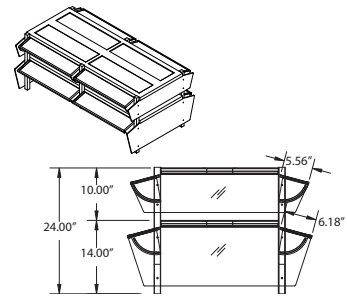
G. Counter protector

Counter protector shall be constructed of 1.25" (3.2 cm) square stainless steel tubing. Top shall be 18-gauge stainless steel. Counter protector shall have a sloped front with removable laminated safety glass, and acrylic panels on ends. Optionally, front may have bonded safety glass with adjustable brackets.



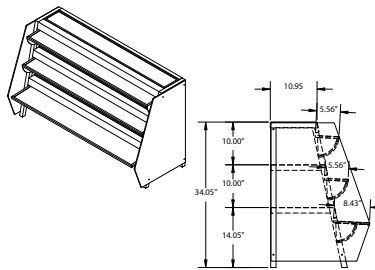
H. Two-tier display case

Display case shall be constructed of 1.25" (3.2 cm) square stainless steel tubing. Shelves shall be 0.25" (0.6 cm) thick laminated safety glass. Front shall have bonded safety glass with adjustable brackets. Optionally, shelves may be 18-gauge stainless steel.



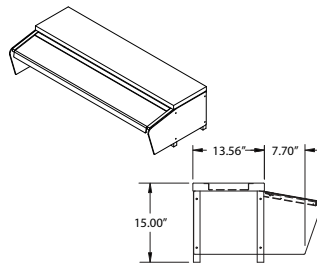
HD. Dual-service display case

Display case shall have uprights of 1.25" (3.2 cm) square stainless steel tubing; other frame supports shall be 1" (2.5 cm) square stainless steel tubing. Shelves shall be 18-gauge stainless steel or 0.25" (0.6 cm) thick laminated safety glass. Both sides shall have bonded safety glass with adjustable brackets. Both ends shall have acrylic panels. Optionally, shelves may be 18-gauge stainless steel.



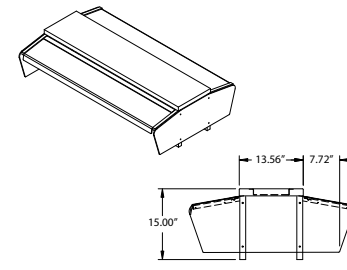
I. Three-tier display

Display shall be constructed of 1.25" (3.2 cm) square stainless steel tubing. Shelves shall be 0.25" (0.6 cm) laminated safety glass. Front shall have bonded safety glass with adjustable brackets. Ends shall have acrylic panels. Optionally, shelves may be 18-gauge stainless steel.



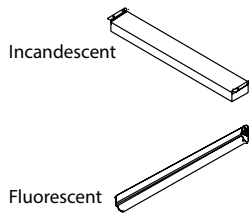
KS. Single-service sneezeguard

Frame shall be constructed of 1.25" (3.2 cm) square stainless steel tubing. Top shall be 18-gauge stainless steel. Sneezeguard shall be constructed of curved acrylic, and flips up for loading of food items. Ends shall be acrylic panels.



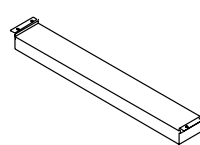
KD. Double-service sneezeguard

Frame shall be constructed of 1.25" (3.2 cm) square stainless steel tubing. Top shall be 18-gauge stainless steel. Sneezeguards shall be constructed of curved acrylic, and flip up for loading of food items. Ends shall be acrylic panels.



L. Light fixture

Housing shall be extruded anodized aluminum, and include bulb cover. Fluorescent light fixtures are used when heat lamps are not included. If heat lamps are used, incandescent lamps are used in lieu of fluorescent.



M. Heat lamp

Housing shall be stainless steel. Lamp shall be infrared-style to provide radiant heat.



MB. Bullet heat lamp

Housing shall be extruded anodized aluminum. Bulbs shall be 175 watt infrared-style to provide radiant heat. (2) lamps required on 28" to 36" long units; (3) on 50" long units; (4) on 60" long units; (5) on 74" long units; and (6) on 96" long units.

Delfield reserves the right to make changes to the design or specifications without prior notice.