



# BEVERAGE-AIR®

Project: _____	AIA#
Item: _____	
Location: _____	SIS#
Approved: _____	

**CDR3HC DELI/BAKERY DRY CASE**

## DELI/BAKERY DRY CASE

CDR3HC Deli/Bakery Dry Case

MODEL:  
CDR3HC-1-W-D



**3 Year Parts/Labor Warranty**

### CABINET CONSTRUCTION

- Exterior has white powder coated galvanized steel
- Stainless steel interior with mirrored end caps
- Sliding glass, removable doors
- Curved front glass
- LED lighting with on and off switch
- Electrical outlet for scale
- Adjustable shelves for better product display
- Price tag molding standard
- Open food rated

### OPTIONS & ACCESSORIES

- Refrigerated cases
- 3" Casters
- 6" Casters
- 2-3/4" Casters



Please verify qualifying units by visiting:  
[www.energystar.gov/cfs](http://www.energystar.gov/cfs)

3779 Champion Blvd., Winston-Salem, NC 27105  
1-888-845-9800 Fax: 1-336-245-6453  
Beverage-Air.com Sales@bevair.com



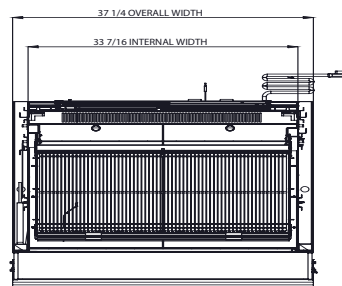
# BEVERAGE-AIR

MODEL	CDR3HC-1-W-D
<b>EXTERNAL DIMENSIONAL DATA</b>	
Width Overall	37 1/4"
Depth Overall	35 47/64"
Height Overall	48 9/16"
<b>INTERNAL DIMENSIONAL DATA</b>	
NET Capacity (cubic ft.)	10
Internal Width Overall (in)	33 7/16"
Internal Depth Top & Middle Overall (in)	15 11/100"
Internal Depth Overall Bottom (in)	24 37/100"
Internal Height Overall (in)	38 43/64"
Number of Shelves	2
<b>SHIPPING DATA</b>	
Gross Weight	448 lbs
Height - Crated	58"
Width - Crated	40"
Depth - Crated	43"


We reserve the right to change specifications and product design without notice. Such revisions do not entitle the buyer to corresponding changes, improvements, additions or replacements for previously purchased equipment. Dimensional tolerances +/- 1/4". Metric dimensions (MM).

## Deli/Bakery Dry Case Model: CDR3HC-1-W-D

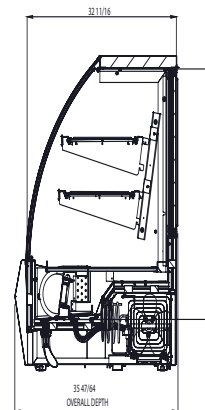
### Model Views



### PLAN VIEW



### ELEVATION VIEW



### SIDE VIEW

### ELECTRICAL CONNECTION



**NEMA 5-15P**

Units pre-wired at factory and include 8' long cord and plug set.

