



"WE MAKE THE KITCHEN BETTER!"

ATOSA USA, INC.

Toll Free: 855-855-0399 Email: info@atosausa.com

www.atosa.com | www.atosausa.com

California, Colorado, Florida, Georgia, Illinois,
New Jersey, Ohio, Texas, Washington

Shallow Depth Back Bar Coolers

Standard Features

- Black Exterior & Stainless Steel Interior
- Electronic temperature controller
- Maintains temperatures between 35°F – 38°F
- Heavy duty compressor with environmentally friendly R290 refrigerant
- Slide out compressor assembly for easy maintenance
- Recessed door handle(s)
- Interior light(s)
- Magnetic door gasket(s) standard for positive door seal
- Door lock(s) standard
- Pre-installed epoxy coated shelves
- Pre-installed casters

Optional Accessories

- Extra shelves – includes 4 shelf clips per shelf
SBB48GRAUS2 - Top Left Shelf part#: W040237801
(Top Right Shelf, Bottom Shelves) W040237701
- SBB59GRAUS2 - Top Left Shelf part#: W040235801
(Top Right Shelf, Bottom Shelves) W040235701
- SBB69GRAUS2 - Top Left Shelf part#: W040238101
(Top Right Shelf, Bottom Shelves) W040238001

For the best results of food preservation we recommend setting your refrigerator between 35°F to 38 °F

1. Don't forget to leave the unit some room to breathe!
2. Please clean the condenser frequently to give the unit more fresh air.



2 YEAR PARTS AND LABOR WARRANTY
5 YEAR COMPRESSOR PART WARRANTY

MODELS:

SBB48GRAUS2 / SBB59GRAUS2 / SBB69GRAUS2



SBB48GRAUS2



SBB59GRAUS2



SBB69GRAUS2





"WE MAKE THE KITCHEN BETTER!"

ATOSA USA, INC.

Toll Free: 855-855-0399 Email: info@atosausa.com

www.atosa.com | www.atosausa.com

California, Colorado, Florida, Georgia, Illinois,

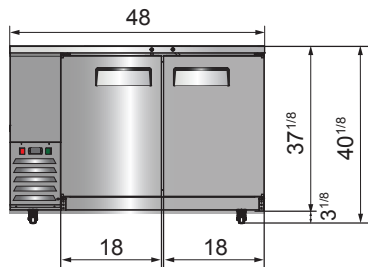
New Jersey, Ohio, Texas, Washington

SPECIFICATIONS

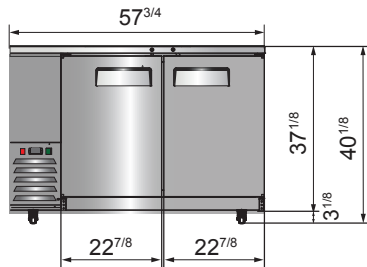
Models	Door	Capacity (Cu.Ft.)	Shelves	Casters (inch)	Amps (A)	Voltage (V/Hz/Ph)	HP	Refrigerant	Exterior Dimensions (inch)	Net Weight (lb)	Gross Weight (lb)
SBB48GRAUS2	2	11.5	4	2	2.3	115/60/1	1/7	R290	48×24 ^{1/2} ×40 ^{1/8}	183	227
SBB59GRAUS2	2	15	4	2	2.3	115/60/1	1/7	R290	57 ^{3/4} ×24 ^{1/2} ×40 ^{1/8}	203	247
SBB69GRAUS2	2	18.6	4	2	2.3	115/60/1	1/7	R290	68×24 ^{1/2} ×40 ^{1/8}	225	276

PLAN VIEW

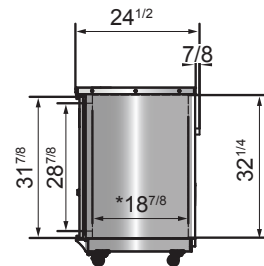
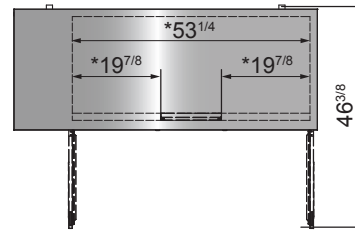
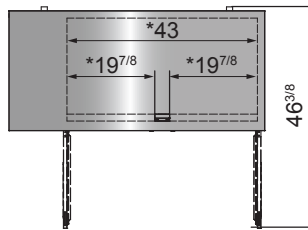
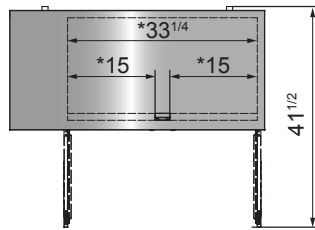
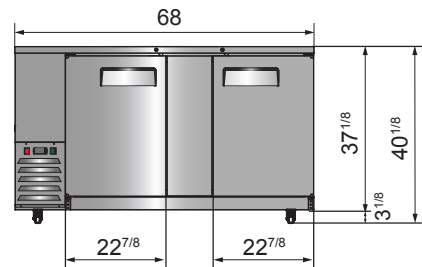
SBB48GRAUS2



SBB59GRAUS2




SBB69GRAUS2



*Interior Dimensions

Epoxy shelves



Door lock



Temperature control



Recessed handles



NEMA 5-15P



NEMA
15A/125V