



Project _____

Item # _____

Quantity _____

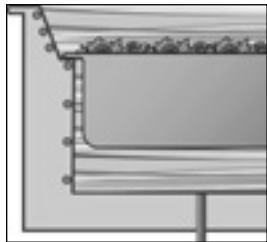
Drop-In Ice Wells

Models: IWB-1, -2, -3, -4, -5, -6


Hatco Drop-In Ice Wells provide all the quality features of our Refrigerated Drop-Ins, but without any refrigeration or electrical components. These ice-cooled, insulated units can hold pre-chilled food products at preferred serving temperatures. Ideal for salad bars, cold buffets and chilled beverage bars. Pan dividers give you greater flexibility in your variety of featured food products.

Standard features

- Full-Size insulated Wells available to hold 1- to 6-pan configurations
- Optimal insulation on sides and bottom ensure better cold retention and cost savings
- Larger 1" brass drain with flat screen simplifies cleaning
- False bottom accessory conveniently holds ice above drain for ease of draining
- Matches the Hatco line of Wells for a fully integrated look



Unique angled inside wall design provides easy access and clear views, while allowing cold air to effectively blanket your food product



Model IWB-5

Options (available at time of purchase only)

- Slant Kit to give Ice Wells a 5° tilt
- Gasket (Factory installed and eliminates the need for silicone or other sealants)

Accessories

Pan Support Bars

- 12" (305 mm), hangs from 20" (508 mm) Pan Support Bar
- 20" (508 mm), hangs from pan shelf (IWB models only)

Perforated False Bottom

- Hangs from pan shelf, 3.5" (89 mm) from top
- Placed on bottom of unit, 8" (203 mm) from top

Stainless Steel Food Pans:

- Third-Size (2.5" [64 mm] H)
- Full-Size (2.5" [64 mm] H)
- Full-Size (6" [152 mm] H)
- Half-Size (2.5" [64 mm] H)
- Full-Size (4" [101 mm] H)

Stainless Steel Wire Trivets:

- Half-Size
- Full-Size

Plated Wire Trivets:

- Half-Size
- Full-Size



For operation, location and safety information, please refer to the Installation and Operating Manual.



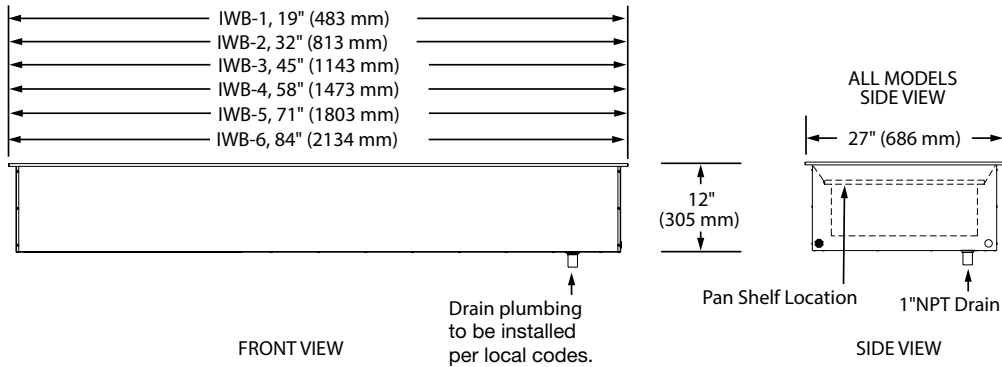
www.hatcocorp.com | support@hatcocorp.com | [Find a Hatco Rep](#) | [Image Library](#) | [Document Library](#) | [Patents](#) | [Chat](#)



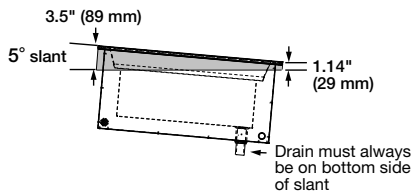
Drop-In Ice Wells

Models: IWB-1, -2, -3, -4, -5, -6

Models IWB-1, -2, -3, -4, -5, -6

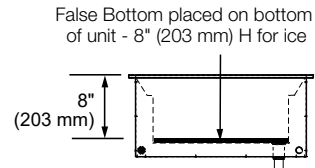


ALL MODELS Slant Option (gray highlight)

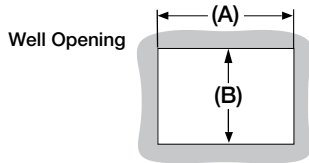


ALL MODELS False Bottom Accessories

1-part, 2- or 3-part depending on pan size



Cutout Dimensions for Drop-In Ice Wells



Model	Minimum Width (A)	Maximum Width (A)	Minimum Depth (B)	Maximum Depth (B)
IWB-1	17.125" (435 mm)	18" (457 mm)	25.19" (640 mm)	26" (660 mm)
IWB-2	30.125" (765 mm)	31" (787 mm)	25.19" (640 mm)	26" (660 mm)
IWB-3	43.125" (1095 mm)	44" (1118 mm)	25.19" (640 mm)	26" (660 mm)
IWB-4	56.125" (1426 mm)	57" (1448 mm)	25.19" (640 mm)	26" (660 mm)
IWB-5	69.125" (1756 mm)	70" (1778 mm)	25.19" (640 mm)	26" (660 mm)
IWB-6	82.125" (2086 mm)	83" (2108 mm)	25.19" (640 mm)	26" (660 mm)

SPECIFICATIONS Drop-In Insulated Ice Wells

Model	Dimensions (Width x Depth x Height)	Approx. Ship Weight
IWB-1	19" x 27" x 12" (483 x 686 x 305 mm)	62 lbs. (28 kg)
IWB-2	32" x 27" x 12" (813 x 686 x 305 mm)	83 lbs. (38 kg)
IWB-3	45" x 27" x 12" (1143 x 686 x 305 mm)	102 lbs. (46 kg)
IWB-4	58" x 27" x 12" (1473 x 686 x 305 mm)	144 lbs. (65 kg)
IWB-5	71" x 27" x 12" (1803 x 686 x 305 mm)	110 lbs. (50 kg)
IWB-6	84" x 27" x 12" (2134 x 686 x 305 mm)	180 lbs. (82 kg)

PRODUCT SPECS

Drop-In Ice Wells

The Drop-In Ice Well shall be a Model ... as manufactured by the Hatco Corporation, Milwaukee, WI 53234 U.S.A.

The Drop-In Ice Well shall be ... inches (millimeters) in overall width and be ... inches (millimeters) in overall depth. It shall consist of aluminized steel housing

with a stainless interior and bezel.

Accessories may include perforated false bottoms, pan support bars, trivets and stainless steel food pans.

Warranty consists of 24/7 parts and service assistance (US and Canada only).

HATCO CORPORATION | P.O. Box 340500 Milwaukee, WI 53234-0500 U.S.A. | (414) 671-6350



www.hatcocorp.com

support@hatcocorp.com

[Find a Hatco Rep](#)

[Image Library](#)

[Document Library](#)

[Patents](#)

[Chat](#)