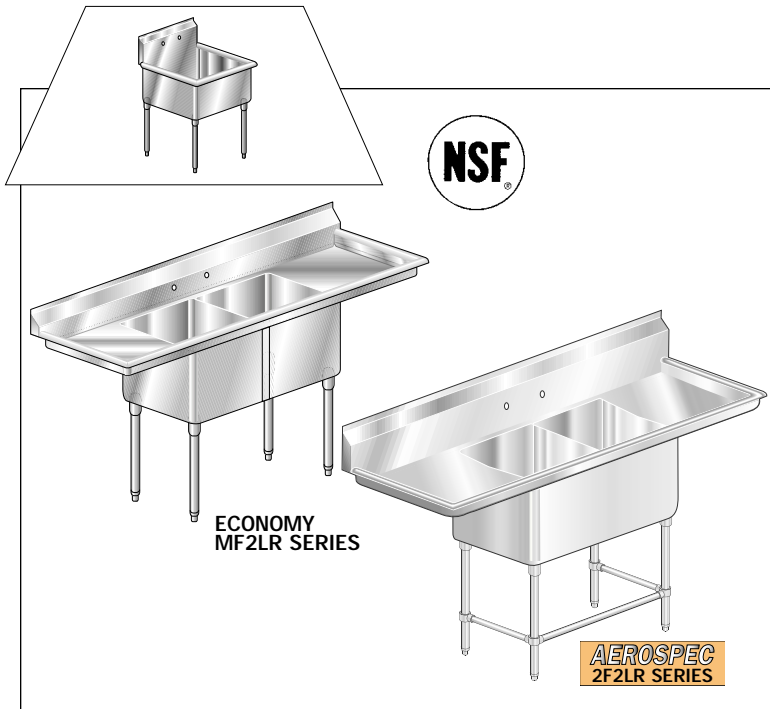


F2LR SERIES, Two Compartment with Two Drainboards



Item# _____ Project _____

Quantity	ECONOMY MF2 Model #	DELUX 3F2 Model #	AEROSPEC 2F2 Model #
21" WIDE			
—	MF2-2116-18LR	3F2-2116-18LR	2F2-2116-18LR
—	MF2-2116-24LR	3F2-2116-24LR	2F2-2116-24LR
—	MF2-2116-30LR	3F2-2116-30LR	2F2-2116-30LR
—	MF2-2116-36LR	3F2-2116-36LR	2F2-2116-36LR

20" WIDE			
—	MF2-2020-20LR	3F2-2020-20LR	2F2-2020-20LR
—	MF2-2020-24LR	3F2-2020-24LR	2F2-2020-24LR
—	MF2-2020-30LR	3F2-2020-30LR	2F2-2020-30LR
—	MF2-2020-36LR	3F2-2020-36LR	2F2-2020-36LR

24" WIDE			
—	MF2-2418-18LR	3F2-2418-18LR	2F2-2418-18LR
—	MF2-2418-24LR	3F2-2418-24LR	2F2-2418-24LR
—	MF2-2418-30LR	3F2-2418-30LR	2F2-2418-30LR
—	MF2-2418-36LR	3F2-2418-36LR	2F2-2418-36LR

24" WIDE			
—	MF2-2424-18LR	3F2-2424-18LR	2F2-2424-18LR
—	MF2-2424-24LR	3F2-2424-24LR	2F2-2424-24LR
—	MF2-2424-30LR	3F2-2424-30LR	2F2-2424-30LR
—	MF2-2424-36LR	3F2-2424-36LR	2F2-2424-36LR

30" WIDE			
—	MF2-3020-20LR	3F2-3020-20LR	2F2-3020-20LR
—	MF2-3020-24LR	3F2-3020-24LR	2F2-3020-24LR
—	MF2-3020-30LR	3F2-3020-30LR	2F2-3020-30LR
—	MF2-3020-36LR	3F2-3020-36LR	2F2-3020-36LR

MATERIAL

BODY

- MF-16 gauge 304 stainless steel bowl, 430 body.
- 3F -16 gauge 304 stainless steel.
- 2F -14 gauge 304 stainless steel. (AEROSPEC)

LEGS

- 1 3/4" O.D. 16 gauge 304 series stainless steel tubing, complete with 1" adjustable impact resistant white metal feet.

DESIGN FEATURES

- All sinks are fully cartoned.
- Easily assembled.
- Drainboards pitched 3/4" for positive drainage.

EXCLUSIVE AERO SAFETY EDGE

- Sink hemmed on the roll and backsplash to eliminate cuts from rough edges.

CONSTRUCTION

- **Exclusive 14" bowl depth on all models (consultant's spec).**
- **Custom style fabricated bowl for true gauge integrity.**
- All sinks have a 3/8" radius at all intersecting planes (consultant's spec).
- 18 gauge stainless steel strip to cover seams between bowls.
- Stainless steel gusset is machine welded 360 deg. to a stainless steel triangular plate.
- Gusset plate is fully welded directly underneath the sink for support.
- Polished to a #4 blended finish.
- All sinks with drainboards 30" or longer equipped with 2 stainless steel 1 3/4" O.D. legs with stainless steel gussets and white metal feet.

PLUMBING

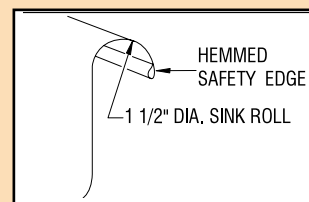
- Water supply is 1/2" hot and cold.
- Faucet holes are 8" o.c. (Faucets not included. See accessories).

AEROSPEC

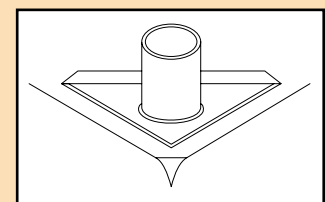
Includes all of the above and the following:

- Full 10" backsplash instead of standard 7".
- 18 gauge stainless steel enclosure surrounding all sink bowls.
- Stainless steel feet in lieu of white metal.
- Legs have stainless steel crossbracing with aluminum castings at all intersections.

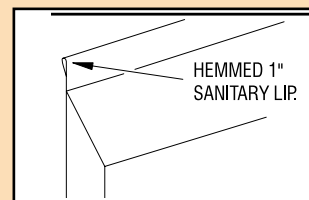
CUSTOM SIZES AVAILABLE



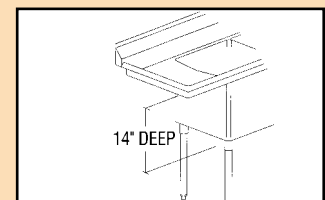
Exclusive
Aero Safety Edge



Fully Welded
Gusset Assembly



1" Sanitary Lip



14" Custom-Style
Bowl

CONSULTANT'S SPECS AT PRODUCTION PRICES

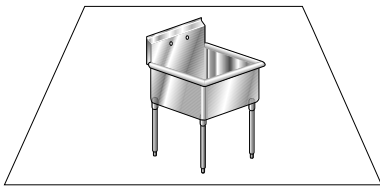
email - sales@aeromfg.com

AERO MANUFACTURING COMPANY • 310 ALLWOOD ROAD, CLIFTON, NEW JERSEY 07012 • VOICE 973.473.5300 FAX 973.473.3794

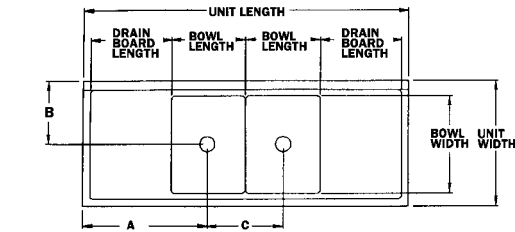


DIMENSIONAL SPECIFICATIONS

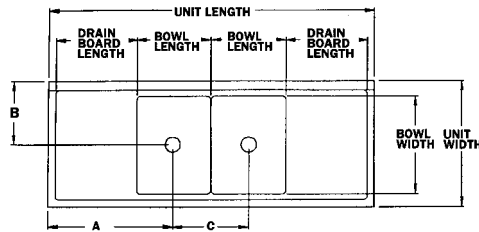
F2LR SERIES, NSF Sinks, Two Compartment, Two Drainboards



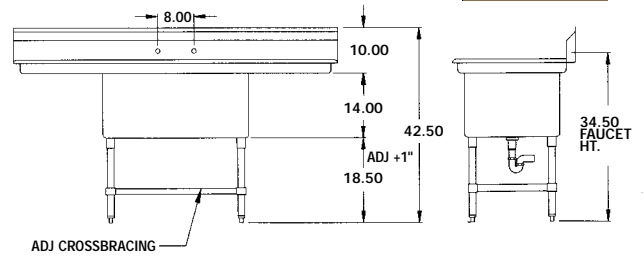
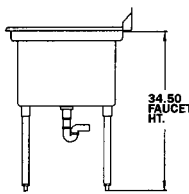
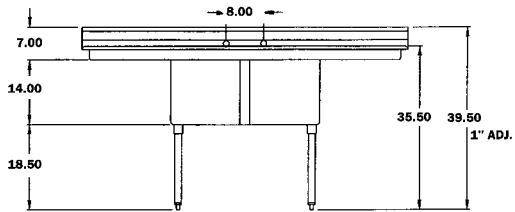
■ Supplied with stainless steel drain basket and strainer.



ECONOMY MF2LR SERIES



AEROSPEC 2F2LR SERIES



BOWL Width	BOWL Length	UNIT Width	UNIT Length	DRAIN BOARD Length	A Drain	B Drain	C Drain	ECONOMY MF2 Model #	DELUX 3F2 Model #	AEROSPEC 2F2 Model #	Ship Weight	Cubic Feet	Sets, Faucet Holes
------------	-------------	------------	-------------	--------------------	---------	---------	---------	---------------------	-------------------	----------------------	-------------	------------	--------------------

21" WIDE

21	16	27	71	18	27.5	13.75	16	MF2-2116-18LR	3F2-2116-18LR	2F2-2116-18LR	130	23	ONE
21	16	27	83	24	33.5	13.75	16	MF2-2116-24LR	3F2-2116-24LR	2F2-2116-24LR	140	27	ONE
21	16	27	95	30	39.5	13.75	16	MF2-2116-30LR	3F2-2116-30LR	2F2-2116-30LR	150	31	ONE
21	16	27	107	36	45.5	13.75	16	MF2-2116-36LR	3F2-2116-36LR	2F2-2116-36LR	160	35	ONE

20" WIDE

20	20	26	83	20	31.5	13.25	20	MF2-2020-20LR	3F2-2020-20LR	2F2-2020-20LR	140	27	ONE
20	20	26	91	24	35.5	13.25	20	MF2-2020-24LR	3F2-2020-24LR	2F2-2020-24LR	150	33	ONE
20	20	26	103	30	41.5	13.25	20	MF2-2020-30LR	3F2-2020-30LR	2F2-2020-30LR	160	36	ONE
20	20	26	115	36	47.5	13.25	20	MF2-2020-36LR	3F2-2020-36LR	2F2-2020-36LR	170	40	ONE

24" WIDE

24	18	30	75	18	28.5	13.75	18	MF2-2418-18LR	3F2-2418-18LR	2F2-2418-18LR	135	25	ONE
24	18	30	87	24	34.5	13.75	18	MF2-2418-24LR	3F2-2418-24LR	2F2-2418-24LR	145	29	ONE
24	18	30	99	30	40.5	13.75	18	MF2-2418-30LR	3F2-2418-30LR	2F2-2418-30LR	155	32	ONE
24	18	30	111	36	46.5	13.75	18	MF2-2418-36LR	3F2-2418-36LR	2F2-2418-36LR	165	36	ONE

24" WIDE

24	24	30	87	18	31.5	15.25	24	MF2-2424-18LR	3F2-2424-18LR	2F2-2424-18LR	150	32	ONE
24	24	30	99	24	37.5	15.25	24	MF2-2424-24LR	3F2-2424-24LR	2F2-2424-24LR	165	36	ONE
24	24	30	111	30	43.5	15.25	24	MF2-2424-30LR	3F2-2424-30LR	2F2-2424-30LR	175	40	ONE
24	24	30	123	36	49.5	15.25	24	MF2-2424-36LR	3F2-2424-36LR	2F2-2424-36LR	185	45	ONE

30" WIDE

30	20	36	83	18	31.5	18.25	20	MF2-3020-20LR	3F2-3020-20LR	2F2-3020-20LR	160	35	ONE
30	20	36	91	24	35.5	18.25	20	MF2-3020-24LR	3F2-3020-24LR	2F2-3020-24LR	175	40	ONE
30	20	36	103	30	41.5	18.25	20	MF2-3020-30LR	3F2-3020-30LR	2F2-3020-30LR	185	45	ONE
30	20	36	115	36	47.5	18.25	20	MF2-3020-36LR	3F2-3020-36LR	2F2-3020-36LR	195	50	ONE

All dimensions are typical (tol. $\pm 1/8"$). • For Accessories and Options see pages FS-7A, FS-7B.
email - sales@aeromfg.com

AERO MANUFACTURING COMPANY • 310 ALLWOOD ROAD, CLIFTON, NEW JERSEY 07012 • VOICE 973.473.5300 FAX 973.473.3794