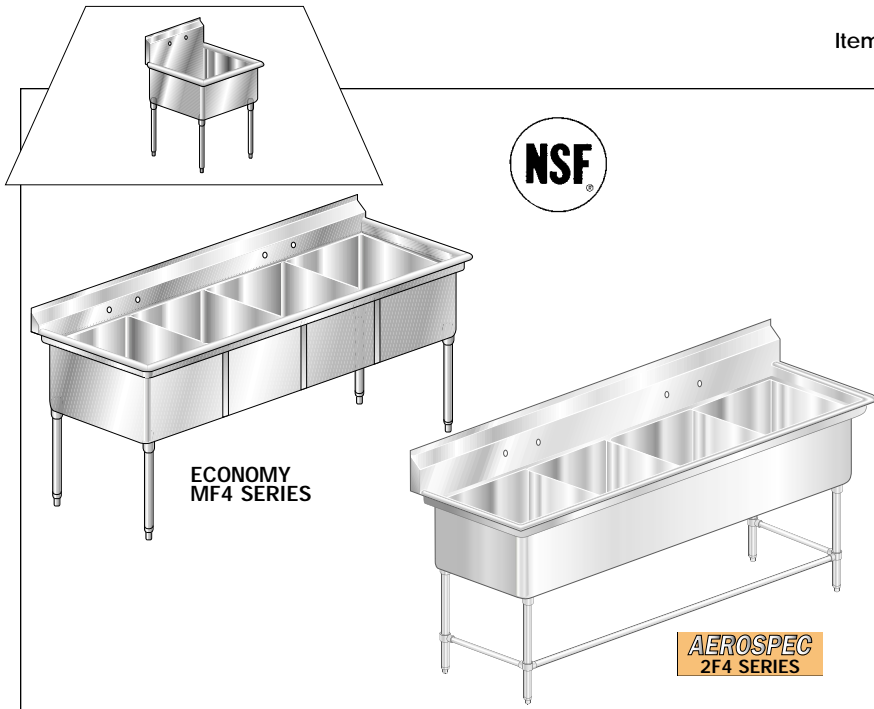




NSF SINKS

F4 SERIES, Four Compartment



Item# _____ Project _____

Quantity	ECONOMY MF4 Model #	DELUX 3F4 Model #	AEROSPEC 2F4 Model #
----------	---------------------------	-------------------------	----------------------------

18" WIDE

_____	MF4-1814	3F4-1814	2F4-1814
_____	MF4-1816	3F4-1816	2F4-1816
_____	MF4-1818	3F4-1818	2F4-1818
_____	MF4-1820	3F4-1820	2F4-1820
_____	MF4-1824	3F4-1824	2F4-1824

21" WIDE

_____	MF4-2114	3F4-2114	2F4-2114
_____	MF4-2116	3F4-2116	2F4-2116
_____	MF4-2118	3F4-2118	2F4-2118
_____	MF4-2120	3F4-2120	2F4-2120
_____	MF4-2124	3F4-2124	2F4-2124

24" WIDE

_____	MF4-2414	3F4-2414	2F4-2414
_____	MF4-2416	3F4-2416	2F4-2416
_____	MF4-2418	3F4-2418	2F4-2418
_____	MF4-2420	3F4-2420	2F4-2420
_____	MF4-2424	3F4-2424	2F4-2424

30" WIDE

_____	MF4-3014	3F4-3014	2F4-3014
_____	MF4-3016	3F4-3016	2F4-3016
_____	MF4-3018	3F4-3018	2F4-3018
_____	MF4-3020	3F4-3020	2F4-3020
_____	MF4-3024	3F4-3024	2F4-3024

MATERIAL

BODY

- MF -16 gauge 304 stainless steel bowl, 430 body.
- 3F -16 gauge 304 stainless steel.
- 2F -14 gauge 304 stainless steel. (AEROSPEC)

LEGS

- 1 1/2" O.D. 16 gauge 304 series stainless steel tubing, complete with 1" adjustable impact resistant white metal feet.

DESIGN FEATURES

- All sinks are fully cartoned.
- Easily assembled.
- Drainboards pitched 3/4" for positive drainage.

EXCLUSIVE AERO SAFETY EDGE

- Sink hemmed on the roll and backsplash to eliminate cuts from rough edges.

CONSTRUCTION

- **Exclusive 14" bowl depth on all models (consultant's spec).**
- **Custom style fabricated bowl for true gauge integrity.**
- All sinks have a 3/8" radius at all intersecting planes (consultant's spec).
- 18 gauge stainless steel strip to cover seams between bowls.
- Stainless steel gusset is machine welded 360 deg. to a stainless steel triangular plate.
- Gusset plate is fully welded directly underneath the sink for support.
- Polished to a #4 blended finish.
- All sinks with drainboards 30" or longer equipped with 2 stainless steel 1 1/2" O.D. legs with stainless steel gussets and white metal feet.

PLUMBING

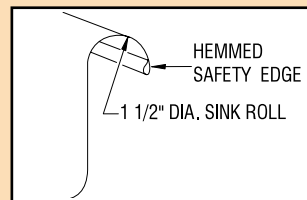
- Water supply is 1/2" hot and cold.
- Faucet holes are 8" o.c. (Faucets not included. See accessories).

AEROSPEC

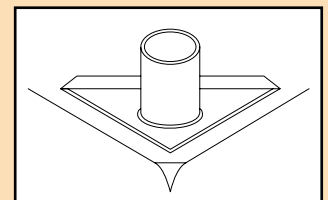
Includes all of the above and the following:

- Full 10" backplash instead of standard 7".
- 18 gauge stainless steel enclosure surrounding all sink bowls.
- Stainless steel feet in lieu of white metal.
- Legs have stainless steel crossbracing with aluminum castings at all intersections.

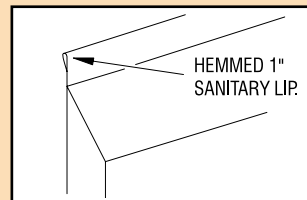
CUSTOM SIZES AVAILABLE



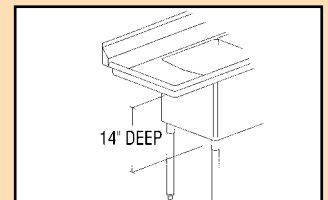
Exclusive Aero Safety Edge



Fully Welded Gusset Assembly



1" Sanitary Lip



14" Custom-Style Bowl

CONSULTANT'S SPECS AT PRODUCTION PRICES

email - sales@aeromfg.com

AERO MANUFACTURING COMPANY • 310 ALLWOOD ROAD, CLIFTON, NEW JERSEY 07012 • VOICE 973.473.5300 FAX 973.473.3794

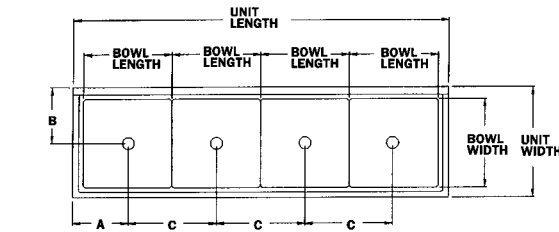


DIMENSIONAL SPECIFICATIONS

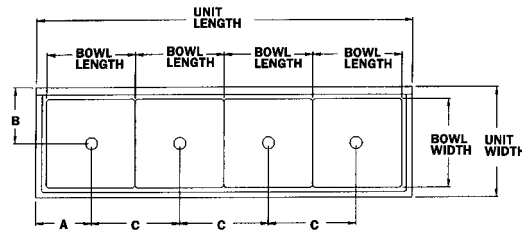
F4 SERIES, Four Compartment, NSF Sinks



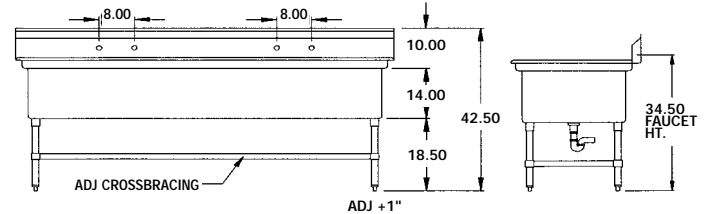
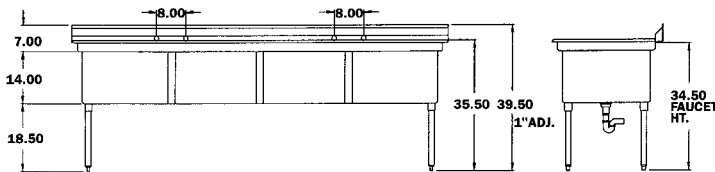
■ Supplied with stainless steel drain basket and strainer.



ECONOMY MF4 SERIES



AEROSPEC 2F4 SERIES



BOWL Width	BOWL Length	UNIT Width	UNIT Length	A Drain	B Drain	C Drain	ECONOMY MF4 Model #	DELUX 3F4 Model #	AEROSPEC 2F4 Model #	Ship Weight	Cubic Feet	Sets, Faucet Holes
------------	-------------	------------	-------------	---------	---------	---------	---------------------	-------------------	----------------------	-------------	------------	--------------------

18" WIDE

18	14	24	61.5	9.75	12.25	14.0	MF4-1814	3F4-1814	2F4-1814	85	18	TWO
18	16	24	69.5	10.75	12.25	16.0	MF4-1816	3F4-1816	2F4-1816	105	20	TWO
18	18	24	77.5	11.75	12.25	18.0	MF4-1818	3F4-1818	2F4-1818	125	23	TWO
18	20	24	85.5	12.75	12.25	20.0	MF4-1820	3F4-1820	2F4-1820	145	25	TWO
18	24	24	101.5	14.75	12.25	24.0	MF4-1824	3F4-1824	2F4-1824	165	30	TWO

21" WIDE

21	14	27	61.5	9.75	13.75	14.0	MF4-2114	3F4-2114	2F4-2114	95	20	TWO
21	16	27	69.5	10.75	13.75	16.0	MF4-2116	3F4-2116	2F4-2116	115	23	TWO
21	18	27	77.5	11.75	13.75	18.0	MF4-2118	3F4-2118	2F4-2118	135	25	TWO
21	20	27	85.5	12.75	13.75	20.0	MF4-2120	3F4-2120	2F4-2120	155	28	TWO
21	24	27	101.5	14.75	13.75	24.0	MF4-2124	3F4-2124	2F4-2124	175	33	TWO

24" WIDE

24	14	30	61.5	9.75	15.25	14.0	MF4-2414	3F4-2414	2F4-2414	105	22	TWO
24	16	30	69.5	10.75	15.25	16.0	MF4-2416	3F4-2416	2F4-2416	125	25	TWO
24	18	30	77.5	11.75	15.25	18.0	MF4-2418	3F4-2418	2F4-2418	145	28	TWO
24	20	30	85.5	12.75	15.25	20.0	MF4-2420	3F4-2420	2F4-2420	165	31	TWO
24	24	30	101.5	14.75	15.25	24.0	MF4-2424	3F4-2424	2F4-2424	185	37	TWO

30" WIDE

30	14	36	61.5	9.75	18.25	14.0	MF4-3014	3F4-3014	2F4-3014	115	27	TWO
30	16	36	69.5	10.75	18.25	16.0	MF4-3016	3F4-3016	2F4-3016	135	30	TWO
30	18	36	77.5	11.75	18.25	18.0	MF4-3018	3F4-3018	2F4-3018	155	34	TWO
30	20	36	85.5	12.75	18.25	20.0	MF4-3020	3F4-3020	2F4-3020	175	37	TWO
30	24	36	101.5	14.75	18.25	24.0	MF4-3024	3F4-3024	2F4-3024	195	44	TWO

All dimensions are typical (tol. ±1/8"). • For Accessories and Options see pages FS-7A, FS-7B.

email - sales@aeromfg.com

AERO MANUFACTURING COMPANY • 310 ALLWOOD ROAD, CLIFTON, NEW JERSEY 07012 • VOICE 973.473.5300 FAX 973.473.3794