



Special Features:

- ✓ Commercial Electric Fryer
- ✓ 40 lb Oil Capacity Fry Pot
- ✓ Galvanized & Stainless Steel Cabinet Construction
- ✓ Large 12kw Flat Heating Element
- ✓ 160°F - 370°F Temperature Setting Range
- ✓ 450°F High Temperature Limit Safety Shut Off
- ✓ Deep Open Stainless Fry Pot Tank with Cold Zone
- ✓ 1" Drain Valve w/ Extension
- ✓ Stainless Steel Hanger Plate at the Back
- ✓ 2 Fryer Baskets Included
- ✓ 3 Phase 4 Wire Power Cord, No Plug. Unit Must Be Hardwired to a Power Source.
- ✓ 6" Adjustable Stainless Steel Legs

Product Description:

The Empura EEF40208PH3 is a 2 basket electric fryer with with a large flat 12kw heating element and thermostatic controls with a temperature setting range of 160°F to 370°F and a 450°F high temperature limit safety shut off feature. This fryer includes 2 baskets, stainless steel basket hanger, and a drain valve extension. This model also features a 40lb oil capacity and a prompt response thermostat for fast temperature recovery.

Intended For Commercial Use Only. Empura assumes no liability for component failure, factory defects or any other damages for units installed in non-commercial foodservice or residential applications.

About Empura Fryers:

Empura Fryers are an economical choice when you are looking to outfit or replace your current fryers, or expand your commercial kitchen's capacity to produce fried food. The galvanized / stainless steel construction and high capacity fry pots make these fryers a dependable option for business owners. You can count on Empura Fryers for almost any frying related task you may need accomplished.



TECHNICAL SPECS

Dimensions

Overall Width	15-7/10"
Overall Depth	27-1/5"
Overall Height	44"
Fry Pot Width	13-3/4"
Fry Pot Depth	13-7/8"
Drain Valve	1" (Extension Included)
Ship Weight	150 lbs

Construction

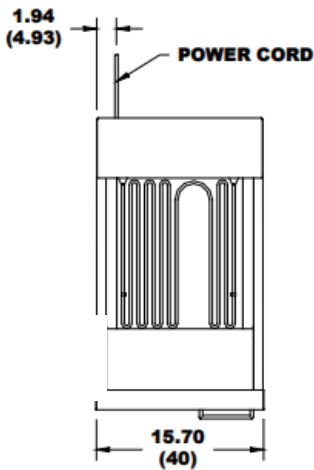
Installation Type	Electric Floor Fryer
Cabinet Construction	Galvanized / Stainless Steel
Heavy Duty Legs	6" / Stainless Steel / Adjustable

Cooking & Electrical Specifications

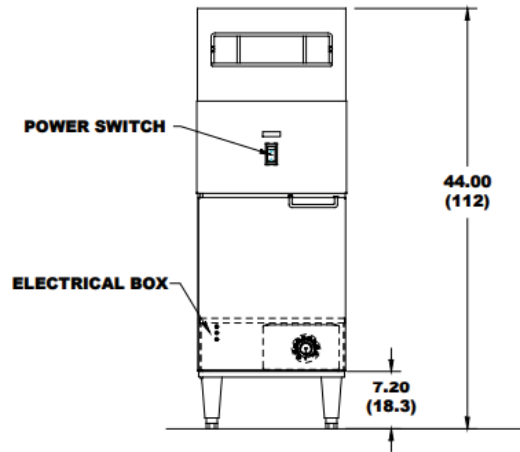
Power Type	Electric
Control Type	Thermostatic
Heating Element Style	Flat Element
Heating Element Power	12kw
Oil Capacity	40 lb.
Number of Fry Baskets	2
Number of Fry Pots	1
Temperature Setting Range	160°F- 370°F
High Temperature Safety Limit	450°F
Electrical Specifications (V / PH / kw)	208 / 3 / 12
Electrical Connection	No Plug / 3 Phase 4 Wire

UNIT VIEW

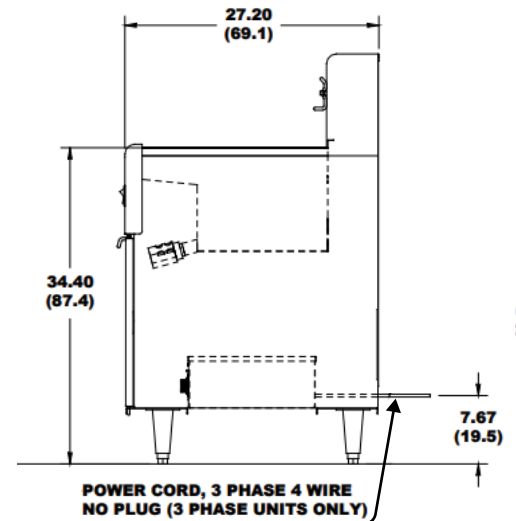
Top View



Front View



Side View



Attention CA Residents: This product can expose you to chemicals including lead, which are known to the State of California to cause cancer, birth defects, or other reproductive harm. For more information, go to www.p65warnings.ca.gov.



Hardwired Connection:

This unit has a 4 wire 3 phase power cord and needs to be hardwired to a power source