


"PBF-DJSLF" HEAVY DUTY FAUCETS

Low-Lead, Splashmount w/Double Joint Swing Spout - 8" O.C.

FEATURES:

- Heavy Duty Double Seat 1/4" Turn Ceramic Cartridges
- Color Coded Hot & Cold Indicators
- Double O-Ring Spout Seal
- High Polished Triple Dipped Chrome Finish
- Integral Check Valve
- Lead Free Compliant

CERTIFICATIONS:



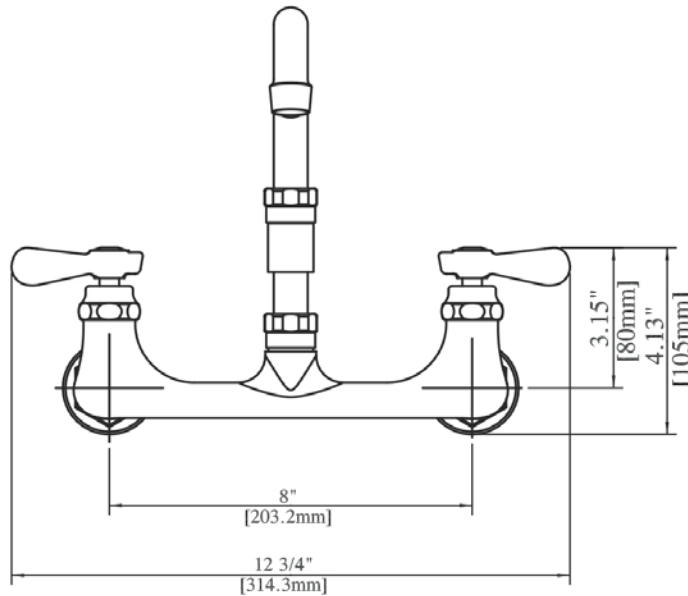
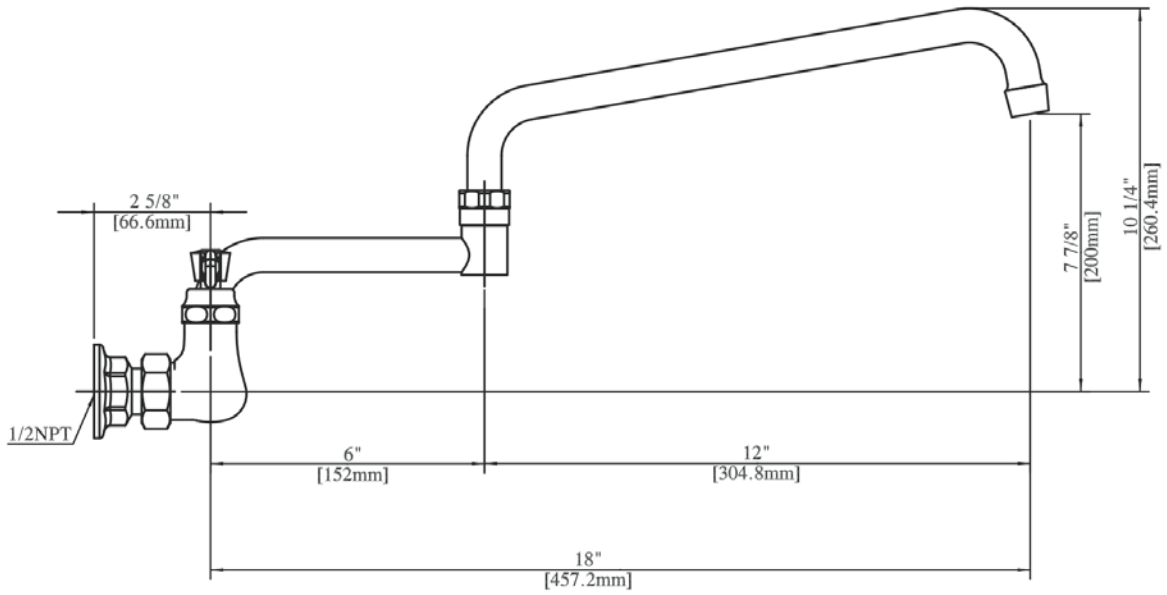
PBF-18-DJSLF

"PBF-DJSLF" LOW-LEAD HEAVY DUTY FAUCETS

MODEL	SWING LENGTH	ON CENTER	WEIGHT (LBS)
PBF-18-DJSLF	18"	8"	9

ALL DIMENSIONS ARE TYPICAL. TOLERANCE +/- .500". JOHN BOOS & CO. RESERVES THE RIGHT TO CHANGE SPECIFICATIONS WITHOUT NOTICE.

DETAILED SPECIFICATIONS



"PBF-DJSLF" LOW-LEAD HEAVY DUTY FAUCETS

MODEL	SWING LENGTH	ON CENTER	WEIGHT (LBS)
PBF-18-DJSLF	18"	8"	9

ALL DIMENSIONS ARE TYPICAL. TOLERANCE +/- .500". JOHN BOOS & CO. RESERVES THE RIGHT TO CHANGE SPECIFICATIONS WITHOUT NOTICE.