



Super Erecta® EZ-ADD

Wire Shelf



See it in action.




-  ADD A SHELF WITHOUT TOOLS OR DISMANTLING YOUR SHELVING
-  FLEXIBILITY TO ADJUST WHEN NEEDS CHANGE

Flexibility is a snap with EZ-ADD

Never has it been easier to recover unused space within your walk-in or dry storage area.

Insert an EZ-ADD to increase your storage space or think ahead and add one or two with the purchase of a new Metro shelving unit to future proof your storage requirements.



EZ-ADD SHELF

Unique **EZ-ADD** shelf fits between the posts and rests on **EZ-ADD** Clips.



EZ-ADD SHELF CLIP

EZ-ADD shelf clip is compatible with 1" (25mm) Metro posts.

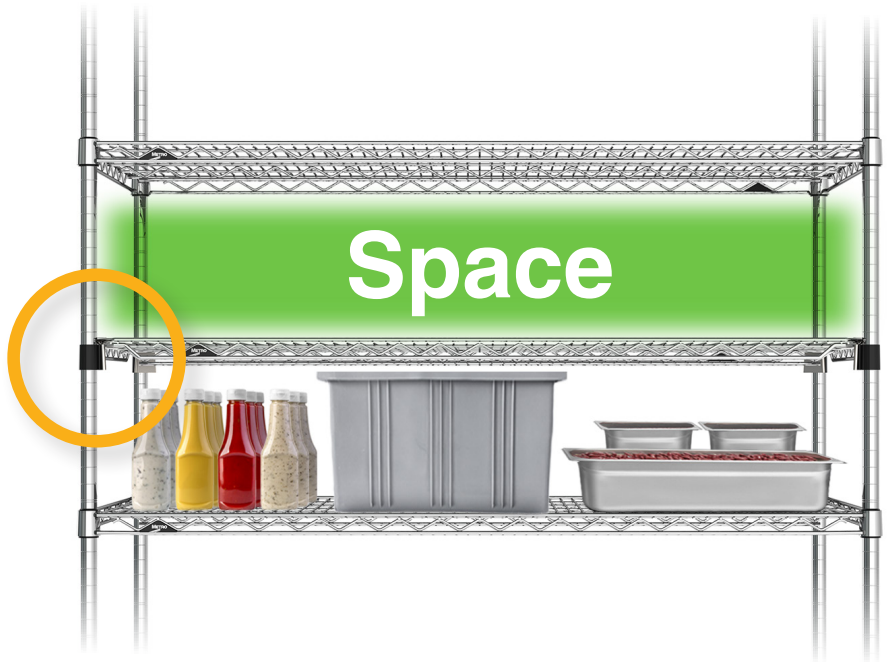


Holds up to 400 lbs. (181kg) per shelf (evenly distributed).

Turn waste into space.

How it works.


Identify wasted space within your shelving unit and snap-on shelf clips to each post... Then simply insert an EZ-ADD shelf onto the clips and...presto.



Prepare from the get go.

Because you never know.

Menu items change or delivery sizes vary, so have the ability to adjust accordingly. The beauty of EZ-ADD is you can reposition shelves anywhere without tools or dismantling the entire shelving unit.



Chrome Cat. No.	Metroseal Green with Microban® Cat. No.	Nominal Width/Length (in.) (mm)	
EZA-1836NC	EZA-1836NK3	18x36	457 x 914
EZA-1848NC	EZA-1848NK3	18x48	457 x 1219
EZA-1860NC	EZA-1860NK3	18x60	457 x 1524
EZA-2436NC	EZA-2436NK3	24x36	610 x 914
EZA-2448NC	EZA-2448NK3	24x48	610 x 1219
EZA-2460NC	EZA-2460NK3	24x60	610 x 1524

Compatible with standard Metro 1" (25mm) diameter posts



We put space to work.

LO8-037

© 2023 InterMetro Industries Corporation, Wilkes-Barre, PA 18705

an Ali Group Company



The Spirit of Excellence