



Outperform every day.™

Project:

Item Number:

Quantity:

Signature Server® Beverage Counters with Stainless Steel Counters



ITEMS

Item No.	Length	Height
37025	46" (117 cm)	34" (86 cm)
36125		30" (76 cm)
37026	60" (152 cm)	34" (86 cm)
36126		30" (76 cm)
37027	74" (188 cm)	34" (86 cm)
36127		30" (76 cm)

STANDARD FEATURES

- Reinforced stainless steel unibody construction provides extra durability in a lightweight, mobile base
- Base is 18-gauge 400 series stainless steel with applied black laminate
- Top is one-piece 18-gauge 300 series stainless steel
- Drain and full-length louvered drip trough
- Undercounter reinforcing channel
- Heavy-duty 4" (10 cm) swivel casters with brakes

Note: Signature Server® equipment orders cannot be canceled or returned.

WARRANTY

All models shown come with Vollrath's standard warranty against defects in materials and workmanship. For full warranty details, please refer to www.Vollrath.com.

OPTIONS

BASE COLOR

- Black Laminate (Standard)
- Matte Laminate. Specify manufacturer/color: _____
- Wood Grain. Specify manufacturer/color: _____

Stainless Steel

Vinyl Wrap

- Food Words Food Images
- Bubbles Checkerboard

COUNTERTOP MATERIAL

- 18 Ga Stainless Steel (Standard)
- 14 Ga Stainless Steel
- Textured Stainless Steel

BREATH GUARD STYLE

See Breath Guard Spec Sheet.

For Stainless Steel Countertops Only

- Classic Cafeteria, Single Shelf NSF Stnd
- Classic Cafeteria, Dbl. Shelf NSF Stnd
- Classic Economy Buffet NSF Stnd
- Access® - Adjustable NSF Stnd
- Access® - Non-Adjustable NSF Stnd

Traditional Style

- Double-Sided Buffet NSF Stnd
- Single-Sided Buffet NSF Stnd
- Single-Sided Buffet w/ Shelf NSF Stnd
- Cafeteria with Top Shelf NSF Stnd
- Vertical Cafeteria NSF Stnd

Progressive Style

- Double-Sided Buffet NSF Stnd
- Single-Sided Buffet w/ Shelf NSF Stnd
- Single-Sided Buffet NSF Stnd
- Cafeteria with Top Shelf NSF Stnd

Contemporary Style

- Double-Sided Buffet NSF Stnd
- Single-Sided Buffet w/ Shelf NSF Stnd
- Single-Sided Buffet NSF Stnd
- Cafeteria with Top Shelf NSF Stnd

BREATH GUARD COLOR

Progressive and Traditional

- Gray Hammer (Progressive Only)
- Aluminum (Traditional Only)
- Chrome Brass Powder Coat
- Blk. 80% Gloss Blk. Hammer Semi-Gloss
- Copper Vein White Hammer
- Silver Vein Black/White

Contemporary

- Brushed Stainless Steel Black 80% Gloss
- Brass Powder Coat

LIGHTING

See Breath Guard Spec Sheet.

- Incandescent Heat Strips
- Infrared Heat Strips w/ Lights
- Fluorescent

CUSTOM OPTIONS

Contact Vollrath Representative for all options.

- Toe Kick Electrical Outlet
- Back Splash Custom _____

EXTENDED WARRANTY

Contact Vollrath Representative for details.

ACCESSORIES

See Signature Server Accessories Spec Sheet.

Plate Rest w/ Mounting Kit (Stainless Steel)

- Customer Side Plain Textured
- Operator Side Plain Textured

Tray Slide, V-rib (Stainless Steel)

- Customer Side 18 Ga 14 Ga
- Operator Side 18 Ga 14 Ga

Tray Slide, Tubular (Stainless Steel)

- Customer Side Operator Side

Cutting Board

- Maple Hardwood White Poly

End Shelf (Stainless Steel)

- Operator Left Operator Right
- Operator Left and Operator Right

Storage Module

- With Doors Without Doors

Bag in Box

- Stainless Steel With Doors
- Galvanized Without Doors

Stationary Legs

- Adjustable 4-5" 4" Fixed 6" Fixed

Line Locks

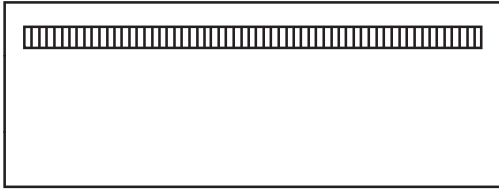
- Line Locks

Approvals	Date

Due to continued product improvement, please consult www.vollrath.com for current product specifications.

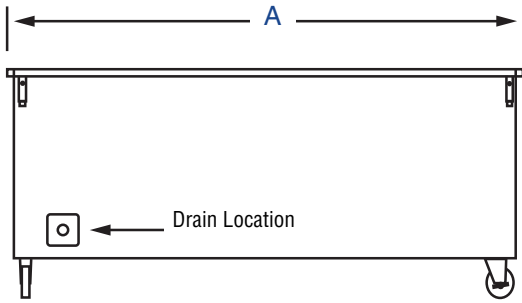
Signature Server® Beverage Counters with Stainless Steel Counters

DIMENSIONS (Shown in inches (cm))

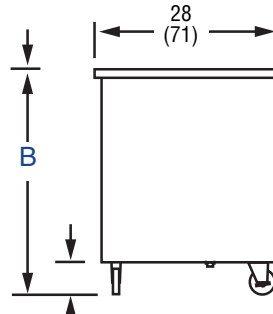


Top View

Item No.	(A) Length	(B) Height
37025	46	34 (86)
36125	(117)	30 (76)
37026	60	34 (86)
36126	(152)	30 (76)
37027	74	34 (86)
36127	(188)	30 (76)



Operator Side View



Clearance between base and floor 5 1/4 (13.3)

End View

Note: For breath guard and accessory dimensions, see the breath guard and accessory spec sheets on vollrath.com

Note: Standard base with stainless steel countertop has a maximum load capacity of 250 LB (113.4 KG). Contact Vollrath for construction options to support heavier loads.



Outperform every day.™

www.vollrath.com

The Vollrath Company, L.L.C.
 1236 North 18th Street
 Sheboygan, WI 53081-3201 U.S.A.
 Main Tel: 800.624.2051 or 920.457.4851
 Main Fax: 800.752.5620 or 920.459.6573
 Customer Service: 800.628.0830

Technical Services
techservicereps@vollrathco.com
 Induction Products: 800.825.6036
 Countertop Warming Products:
 800.354.1970
 All Other Products: 800.628.0832