



16 GAUGE STAINLESS STEEL

THREE STATION WALL MOUNTED SQUARE CORNER SERVICE SINK WITH TUBULAR SUPPORTS

WITH/WITHOUT MANUAL FAUCET



Manual Operated Shown
(Faucet Not Included)



"-F" Series Sink Includes
K-159
Gooseneck Faucets

Item #: _____ Qty #: _____
 Model #: _____
 Project #: _____



FEATURES:

- 8 1/2" high backsplash.
- 8" sink bowl depth.
- Two stainless steel "Z" brackets supplied each unit.
- One K-6 3 1/2" rear basket drain.
- Two tubular stainless steel support brackets that allow full clearance underneath.

Manual Operated: Faucets sold separately.

"-F" Series includes three K-159 3 1/2" gooseneck faucets.

CONSTRUCTION:

- All TIG welded.
- Welded areas blended to match adjacent surfaces and to a satin finish.
- Die formed tubular wall brackets.

MATERIAL:

- All 16 gauge type "304" stainless steel.
- 1 5/8" tubular "304" stainless steel wall brackets.
- Stainless steel gussets.

MECHANICAL:

- 8" O.C. faucet holes punched at each station.

Model #	Length	# of Faucets Sink Accommodates	# of Faucets Included	Wt.	Cu. Ft.
19-18-60	60"	3	0 (Faucets <u>Not</u> Included)	84 lbs.	22
19-18-60-F	60"	3	3 (K-159 Faucets Included)	90 lbs.	22

[Click Here For Install Guide](#)



MULTI-STATION ACCESSORIES & REPLACEMENT PARTS

Model	Description	QTY:
K-6	3 1/2" Drain (1 1/2" I.P.S.)	_____
K-13	Stainless Steel Soap Dispenser (Wall Mount Only)	_____
K-06	Splash Mount Faucet Mounting Kit	_____
K-101	8" Swing Spout Splash Mt. Faucet	_____
K-159	Splash Mounted 3-1/2" Gooseneck Faucet (8" O.C.)	_____
K-160	Splash Mounted 6" Swivel Spout Faucet (8" O.C.)	_____
K-411	Strainer Plate for 3-1/2" Drain	_____
K-1118	Extra H.D. 8" Splash Mounted Faucet	_____
K-316-LU	Wrist Handles	_____
K-472	Faucet Hole Revision (Manual Faucet Operated Sinks Only)	_____
K-508	Special Sizing Charge (Larger Size Cut Down To Smaller Size)	_____
TA-19	Adjustable Stainless Steel Wall Mount Flange	_____



K-159



K-160



K-101



K-13



K-06

= Ships UPS

Standard Faucets conform to NSF 61 Standard 9 and compliance to AB 1953 Standards.

WARNING: Equipment that include faucets on this page may contain a chemical known to the State of California to cause cancer, birth defects or other reproductive harm.



Customer Service Available To Assist You 1-800-645-3166 8:30 am - 7:00 pm E.S.T.

For Orders & Customer Service:

Email: customer@advancetabco.com or Fax: 631-242-6900

For Smart Fabrication™ Quotes:

Email: smartfab@advancetabco.com or Fax: 631-586-2933

REF-JJ

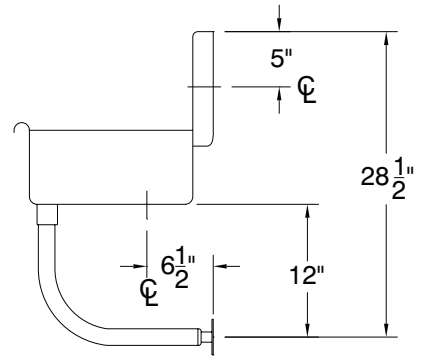
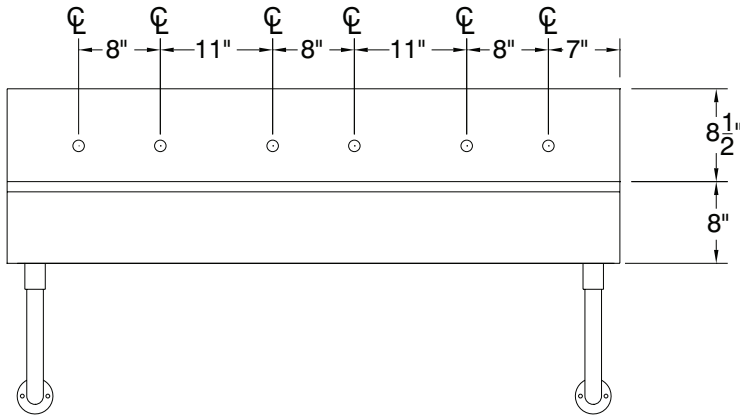
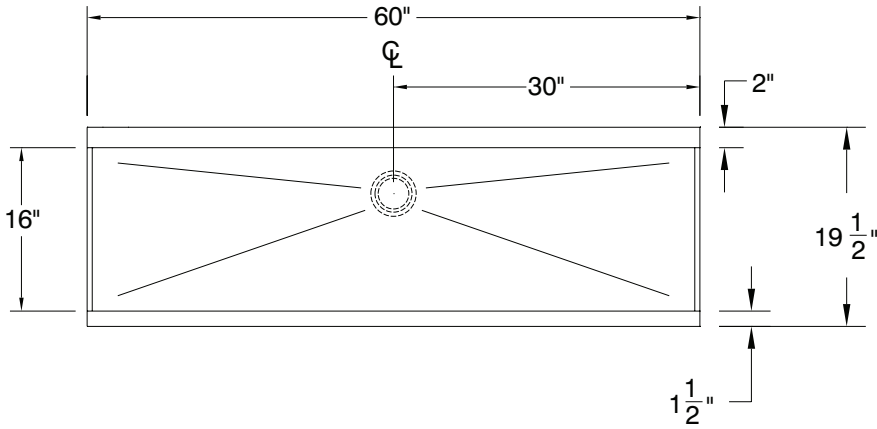
DETAILS and SPECIFICATIONS

TOL ± .500"

FITTINGS SUPPLIED AS SHOWN

ALL DIMENSIONS ARE TYPICAL

19-18-60



84 lbs.

