

Isle 'N Go™**Mobile Merchandising Cart - Stainless Steel/Laminate****Model 155044**

Model 155044

Attention Getting Design For Attractive Mobile Merchandising**Features**

- Adjustable height shelves
- Durable welded stainless steel frame
- Wide choice of laminate finishes
- Top-mounted signage board

Benefits

- Rolls easily to high-traffic areas
- Attractive appearance draws patrons
- Flexible design allows for optimum product placement
- 360° access allows for maximum touch points and space utilization
- Configurable signage allows branding and marketing of displayed items

Casters

- All-swivel 4" non-marking, two with brake

Specifications

Unit is of welded stainless steel construction with three $\frac{3}{4}$ " MDO laminate shelves. Upright leg/frames are of 14-gauge C-channel angle stainless steel, welded to a 14-gauge stainless steel dolly frame. Top and middle shelves have adjustable height variance of 6", in 3" increments. Adjustable shelves are held in position by two $\frac{3}{4}$ " stainless steel tubes with capped ends. Bottom (base) shelf is fastened to dolly frame. Unit features top-mount stainless steel signage board with write-on surface. Overall load capacity is 320 lb. Middle and top shelf capacity is 60 lb. each. Bottom shelf capacity is 200 lb. Casters are 4" all-swivel, two ea. with brake, plate mounted to the dolly frame.

Option:

- Magnetic message panel

Spec. # _____

A/A # _____

Lakeside Manufacturing, Inc.

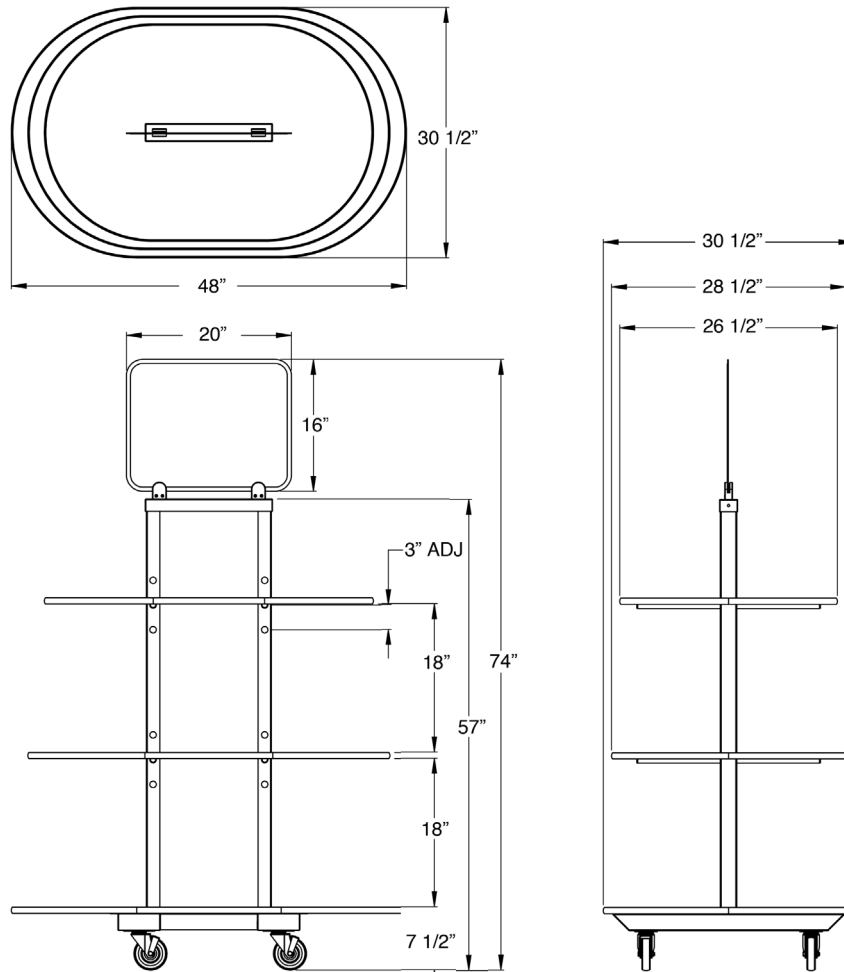
4900 West Electric Avenue • West Milwaukee, WI 53219 U.S.A.

800-558-8565 • 414-902-6400 • Fax 414-902-6446 • info@eLakeside.com • www.eLakesideFoodservice.com

Isle 'N Go™

Mobile Merchandising Cart - Stainless Steel/Laminate

Model
155044



Model 155044

Model Information:


Model	Overall Size			Casters		Ship Wt. Lbs. (Kg)
	L	W	H	Type	Dia.	
155044	48" (1219)	30 1/2" 775	74" 1880	All Swivel 2 ea. Brake	4" (102)	145 (65.8)

Dimensions in () denote metric millimeters, unless otherwise noted.


Standard Finish Choices



Walnut



Gray Sand



Light Maple



Victorian
Cherry



Beige Suede



Hard Rock
Maple



Red Maple



Black

Custom Finishes Available.

Made In



USA

LAKESIDE®
Ingenuity On Wheels™

Lakeside Manufacturing, Inc.
4900 West Electric Avenue • West Milwaukee, WI 53219 U.S.A.
800-558-8565 • 414-902-6400 • Fax 414-902-6446
info@eLakeside.com • www.eLakesideFoodservice.com