



# BEVERAGE-AIR

Project: _____	AIA#
Item: _____	SIS#
Location: _____	
Approved: _____	

**GF24HC BAR EQUIPMENT: GLASS AND PLATE FROSTER SERIES**

## GF BAR EQUIPMENT

### GF24HC Glass and Plate Froster

### Hydrocarbon Series

**MODEL:**  
**GF24HC-B**



**7 Year Parts/Labor Warranty**  
**7 Year Compressor Warranty**

#### CABINET CONSTRUCTION

- Exterior features durable black painted steel
- Interior construction utilizes galvanized steel
- Top includes easy glide, stainless steel lids (1) and stainless steel counter top with edge
- Top loading
- Two (2) adjustable wire dividers
- Two (2) shelf ledges with three (3) mounting points
- Flexibility in design provides for plate storage and chilling
- Automatic defrost of coil is standard
- Built-in condensate evaporator system
- No floor drain or additional plumbing is needed

#### OPTIONS & ACCESSORIES

- Stainless steel interior
- Lock
- Remote option\*  
(refrigerant must be specified at time of order, see note on back on page)

#### REFRIGERATION SYSTEM

- Uses environmentally friendly, energy efficient R290 refrigerant, and meets all regulatory requirements for CARB, SNAP, DOE & more
- Adaptive defrost
- Epoxy coated evaporator coil
- Chills glasses and plates at 0°F and below (factory setpoint is 0°F)



Please verify qualifying units by visiting:  
[www.energystar.gov/cfs](http://www.energystar.gov/cfs)

3779 Champion Blvd., Winston-Salem, NC 27105  
1-888-845-9800 Fax: 1-336-245-6453  
Beverage-Air.com Sales@bevair.com



# BEVERAGE-AIR

## Bar Equipment - Glass and Plate Froster Model: GF24HC-B

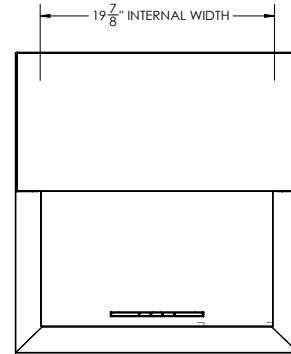
MODEL	GF24HC-B
<b>EXTERNAL DIMENSIONAL DATA</b>	
Width Overall	24"
Depth Overall	26 1/8"
Height Overall	33 5/8"
Number of Lids	1
<b>INTERNAL DIMENSIONAL DATA</b>	
NET Capacity (cubic ft.)	4.0
Internal Width Overall (in)	19 7/8"
Internal Max Depth Overall (in)	22"
Internal Height Overall (in)	18 1/4"
Number of Dividers	2
12 oz. Mugs Chilling Capacity	76
8" Plate Chilling Capacity	100
<b>ELECTRICAL DATA</b>	
Full Load Amperes	3.5
<b>REFRIGERATION DATA</b>	
Horsepower	1/2
Capacity (BTU/Hr)	1624
Heat Rejection (BTU/Hr)	2436
Charge (lbs/grams)	0.1323/60
<b>SHIPPING DATA</b>	
Gross Weight - Crated	186 lbs
Height - Crated	38"
Width - Crated	27"
Depth - Crated	30"

\*NOTE: Remote units are field wired and come with 6" legs.  
Refrigerant must be specified at time of order.

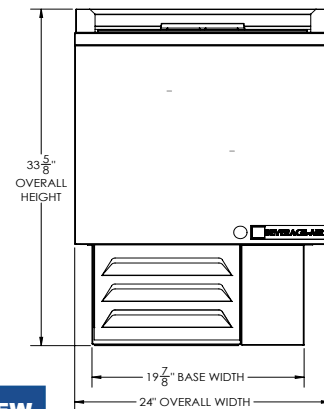
We reserve the right to change specifications and product design without notice. Such revisions do not entitle the buyer to corresponding changes, improvements, additions or replacements for previously purchased equipment. Dimensional tolerances +/- 1/4". Metric dimensions (MM).

### Model Views

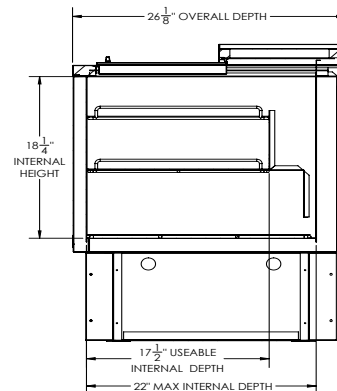
Required Clearance: 0" all sides



PLAN VIEW



ELEVATION VIEW



SIDE VIEW



### ELECTRICAL CONNECTION



115/60/1  
NEMA 5-15P

Unit pre-wired at factory  
and include 8' long cord  
and plug set.