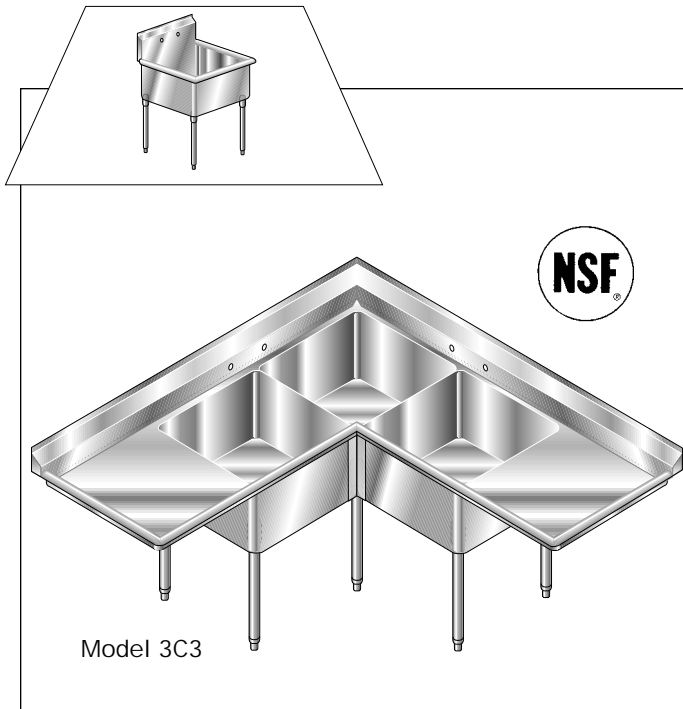




NSF SINKS

CS SERIES, Convenience Sink/3C SERIES, Corner Sink

Item# _____ Project _____



Quantity 3CS
Model #

14" WIDE

- _____ 3CS1-1410-11.5LR
- _____ 3CS2-1410-11.5LR
- _____ 3CS3-1410-11.5LR
- _____ 3CS3-1410-17.5LR
- _____ 3CS4-1410-11.5LR

16" WIDE

- _____ 3CS1-1614-11.5LR
- _____ 3CS2-1614-11.5LR
- _____ 3CS3-1614-11.5LR

20" WIDE

- _____ 3CS1-2012-11.5LR
- _____ 3CS2-2012-11.5LR
- _____ 3CS3-2012-11.5LR

Quantity 3C3
Model #

10" WIDE

- _____ 3C3-1410-14LR
- _____ 3C4-1410-14LR

14" WIDE

- _____ 3C3-1414-14LR

18" WIDE

- _____ 3C3-1818-18LR

20" WIDE

- _____ 3C3-2020-24LR
- _____ 3C3-2030-30LR

21" WIDE

- _____ 3C3-2116-18LR
- _____ 3C4-2116-18LR

24" WIDE

- _____ 3C3-2424-24LR



MATERIAL

BODY

- 16 gauge 304 stainless steel.

LEGS

- 1½" O.D. 16 gauge 304 series stainless steel tubing, complete with adjustable, impact resistant, white, metal feet.

DESIGN FEATURES

- Space Saving: lack of two inch space between bowls eliminates four inches from overall length.
- Easily assembled.
- All sinks are fully cartoned.

EXCLUSIVE AERO SAFETY EDGE

- Sink hemmed on the roll and backsplash to eliminate cuts from rough edges.

CONSTRUCTION

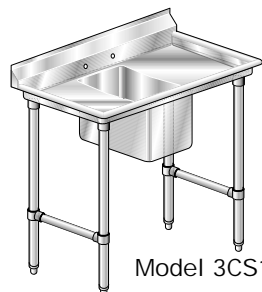
- *Custom style fabricated bowl for true gauge integrity.*
- All sinks have a ¼" radius at all intersecting planes (consultant's spec).
- Stainless steel gusset is machine welded 360 deg. to a stainless steel triangular plate.
- Gusset plate is fully welded underneath the sink for support.
- Polished to a #4 blended finish.

PLUMBING

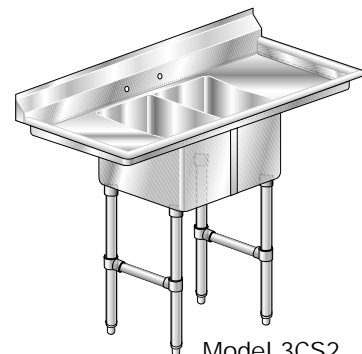
- Water supply is ½" hot and cold.
- Faucet holes are 8" o.c. (Faucets are not included. See Accessories).



Model 3CS3



Model 3CS1



Model 3CS2

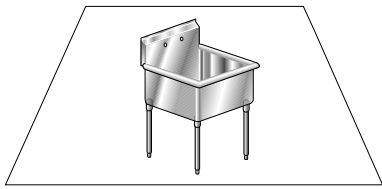
email - sales@aeromfg.com

AERO MANUFACTURING COMPANY • 310 ALLWOOD ROAD, CLIFTON, NEW JERSEY 07012 • VOICE 973.473.5300 FAX 973.473.3794

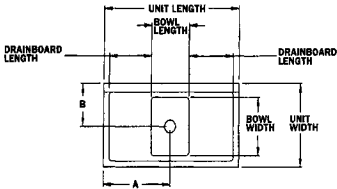


DIMENSIONAL SPECIFICATIONS

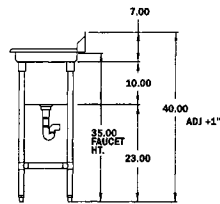
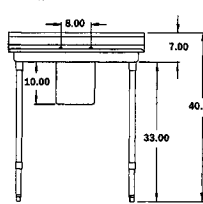
3C SERIES, Corner Sink/3CS SERIES, Convenience Store Sink



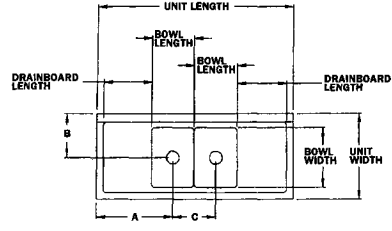
Item# _____ Project _____



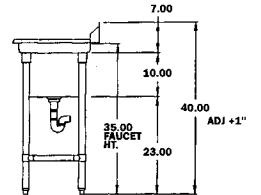
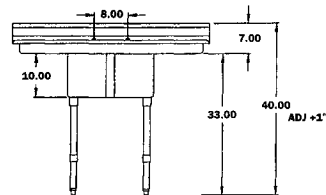
Model 3CS1



■ Supplied with stainless steel drain basket and strainer.



Model 3CS2



3CS

BOWL Width	BOWL Length	UNIT Width	UNIT Length	3CS Model #	Ship Weight	Cubic Feet	Sets, Faucet Holes
------------	-------------	------------	-------------	-------------	-------------	------------	--------------------

14" WIDE							
14	10	20	36	3CS1-1410-11.5LR	70	9	ONE
14	10	20	46	3CS2-1410-11.5LR	80	12	ONE
14	10	20	56	3CS3-1410-11.5LR	90	15	ONE
14	10	20	68	3CS3-1410-17.5LR	95	18	ONE
14	10	20	66	3CS4-1410-11.5LR	115	18	ONE

16" WIDE							
16	14	22	40	3CS1-1614-11.5LR	80	10	ONE
16	14	22	54	3CS2-1614-11.5LR	95	15	ONE
16	14	22	68	3CS3-1614-11.5LR	110	19	ONE
16	14	22	68	3CS3-1614-11.5LR	110	19	ONE

20" WIDE							
20	12	26	38	3CS1-2012-11.5LR	80	12	ONE
20	12	26	50	3CS2-2012-11.5LR	95	16	ONE
20	12	26	62	3CS3-2012-11.5LR	110	21	ONE

3C * Call Factory for Details

B Width	C Length	WALL L1	WALL L2	3C Model #	Ship Weight	Cubic Feet	Sets, Faucet Holes
---------	----------	---------	---------	------------	-------------	------------	--------------------

14" WIDE							
* 14	10	40.75	40.75	3C3-1410-14LR	80	31	TWO
* 14	10	50.75	50.75	3C4-1410-14LR	140	42	TWO

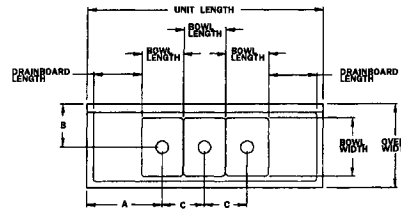
14" WIDE							
14	14	46.75	46.75	3C3-1414-14LR	100	35	TWO

18" WIDE							
18	18	58.75	58.75	3C3-1818-18LR	150	48	TWO

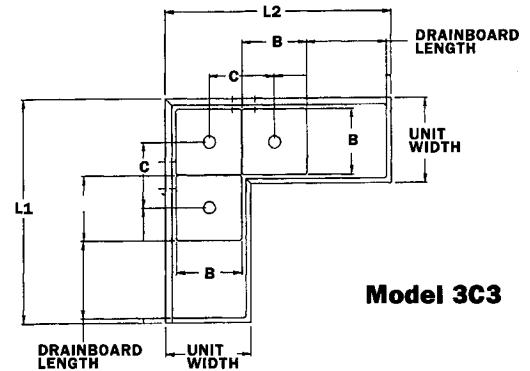
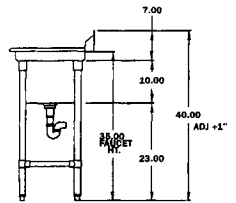
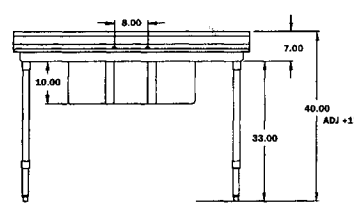
20" WIDE							
20	20	68.75	68.75	3C3-2020-24LR	200	63	TWO
* 20	30	88	88	3C3-2030-30LR	333	127	TWO

21" WIDE							
* 21	16	63	63	3C3-2116-18LR	150	65	TWO
* 21	16	63	82	3C4-2116-18LR	200	95	TWO

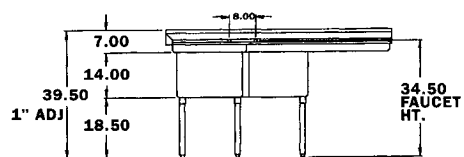
24" WIDE							
24	24	76.75	76.75	3C3-2424-24LR	200	76	TWO



Model 3CS3



Model 3C3



All dimensions are typical (tol. ±1/8"). • For Accessories and Options see pages FS-7A, FS-7B.

email - sales@aeromfg.com

AERO MANUFACTURING COMPANY • 310 ALLWOOD ROAD, CLIFTON, NEW JERSEY 07012 • VOICE 973.473.5300 FAX 973.473.3794