



Camshelving® Elements XTRA Series

Stationary Starter & Add-On Units 4 or 5 Vented Shelves

HEIGHT	DEPTHS	LENGTHS	
1	3	8	
64"	18"	24"	48"
	21"	30"	54"
	24"	36"	60"
		42"	72"

- **Starter Units include:**
2 factory assembled post kits, 8 or 10 shelf traverses, traverse dovetails and shelf plates.
- **Add-On Units include:**
1 factory assembled post kit, 8 or 10 shelf traverses, traverse dovetails and shelf plates.

All units ship complete in 1 box.



Features & Benefits

- Designed to easily support the performance demands of a busy foodservice operation with medium to heavy storage needs.
- Use in walk-in coolers, freezers, dry storage, warewashing areas, loading docks or front of the house. Withstands storage temperatures -36° to 190°F (-38° to 88°C). Impervious to moisture, chemicals, salt, food acids and humidity.
- Posts and traverses are made of a revolutionary, extremely strong composite material with a smooth, easy to clean surface. Stronger than common wire shelving and lighter in weight than Camshelving Premium Series. Traverse dovetails are separate from the posts and attach easily to secure the shelf traverses.
- Smooth polypropylene shelf plates contain Camguard, an antimicrobial technology that inhibits the growth of mold, fungus and bacteria that may cause odors, stains and product degradation.
- Shelving Units interconnect in straight lines with shared posts. Uniquely engineered Post Connectors offer exceptional cross stabilization. Weight bearing is uncompromised and space is maximized. No add-on clips or "S" hooks required.
- Easily install heavy-duty Corner Connectors (front and back clasp design) to add shelves in corners or to install middle shelves between 2 units without any loss of weight bearing. Maximizes usable and easy to access storage space.
- Posts and traverses wipe clean. Traverses and shelf plates remove easily for cleaning.
- Shelf traverses can be removed and adjusted at 4" (10,2 cm) increments.
- Sturdy reinforced nylon foot adjusts easily to level units.
- Requires some assembly with minimal parts. Use a rubber mallet only.
- Lifetime warranty against rust and corrosion (posts, traverses and shelf plates).
- Available in 1 color – Speckled Gray (480).

Project _____

Item No. _____

Model No. _____

Quantity _____



Stationary Starter Unit



Stationary Starter and Add-On Unit

WEIGHT BEARING CAPACITY

Weight must be evenly distributed across the entire shelf.

		UNIT LENGTH 24" – 60"	UNIT LENGTH 72"
SINGLE UNIT	Unit only	2400 lbs.	2400 lbs.
	Shelf only	800	600
	Unit with dunnage stand*	2800	2700
	Bottom shelf with dunnage stand*	1200	900
		UNIT LENGTH 24" – 60"	
CORNER UNIT With 2 Dunnage Stands required	Unit only	2400	—
	Shelf only	800	—
	Bottom shelf with dunnage stands*	1200	—
		UNIT LENGTH 24" – 60"	
INTERMEDIATE SHELVES Shelves Installed Between 2 Units	Unit only	2400	—
	Shelf only	800	—
	Bottom shelf with dunnage stands*	1200	—

*Dunnage Stands add stability and increase weight bearing capacity on bottom shelf only. Add to any shelf length. Highly recommended for Starter Units 54" (1375 mm) and longer, all Corner Units, U-Shape Units and units specified for heavier loads.

Approvals



Post Connectors, Corner Connectors, Floor Fastener, Wall Fastener, Identification Tags, Shelf Rails, Single Shelf Security Cage, Peg Board and Shelf Divider Bars are not NSF listed.



Information and specifications are subject to change without notice. Please confirm at time of order.

Telephone: (714) 848-1555 Toll Free: (800) 854-7631 Customer Service: (800) 833-3003

© Cambro Manufacturing Company Huntington Beach, California 92647

Printed in U.S.A. 09/23

Camshelving® Elements XTRA Series

Stationary Starter & Add-On Units 4 or 5 Vented Shelves

Project _____

Item No. _____

Model No. _____

Quantity _____

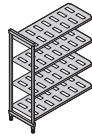
V4

4-Shelf Vented Units

Starter

Add-On

64"
HEIGHT



18"
DEPTH

LENGTH	CODE
24"	EXU182464V4
30"	EXU183064V4
36"	EXU183664V4
42"	EXU184264V4
48"	EXU184864V4
54"	EXU185464V4
60"	EXU186064V4
72"	EXU187264V4

LENGTH	CODE
22"	EXA182464V4
28"	EXA183064V4
34"	EXA183664V4
40"	EXA184264V4
46"	EXA184864V4
52"	EXA185464V4
58"	EXA186064V4
70"	EXA187264V4

21"
DEPTH

24"	EXU212464V4
30"	EXU213064V4
36"	EXU213664V4
42"	EXU214264V4
48"	EXU214864V4
54"	EXU215464V4
60"	EXU216064V4
72"	EXU217264V4

22"	EXA212464V4
28"	EXA213064V4
34"	EXA213664V4
40"	EXA214264V4
46"	EXA214864V4
52"	EXA215464V4
58"	EXA216064V4
70"	EXA217264V4

24"
DEPTH

24"	EXU242464V4
30"	EXU243064V4
36"	EXU243664V4
42"	EXU244264V4
48"	EXU244864V4
54"	EXU245464V4
60"	EXU246064V4
72"	EXU247264V4

22"	EXA242464V4
28"	EXA243064V4
34"	EXA243664V4
40"	EXA244264V4
46"	EXA244864V4
52"	EXA245464V4
58"	EXA246064V4
70"	EXA247264V4

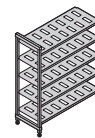
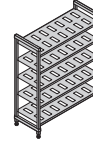
Color: Speckled Gray (480).

V5

5-Shelf Vented Units

Starter

Add-On



LENGTH	CODE
24"	EXU182464V5
30"	EXU183064V5
36"	EXU183664V5
42"	EXU184264V5
48"	EXU184864V5
54"	EXU185464V5
60"	EXU186064V5
72"	EXU187264V5

LENGTH	CODE
22"	EXA182464V5
28"	EXA183064V5
34"	EXA183664V5
40"	EXA184264V5
46"	EXA184864V5
52"	EXA185464V5
58"	EXA186064V5
70"	EXA187264V5

24"	EXU212464V5
30"	EXU213064V5
36"	EXU213664V5
42"	EXU214264V5
48"	EXU214864V5
54"	EXU215464V5
60"	EXU216064V5
72"	EXU217264V5

22"	EXA212464V5
28"	EXA213064V5
34"	EXA213664V5
40"	EXA214264V5
46"	EXA214864V5
52"	EXA215464V5
58"	EXA216064V5
70"	EXA217264V5

24"	EXU242464V5
30"	EXU243064V5
36"	EXU243664V5
42"	EXU244264V5
48"	EXU244864V5
54"	EXU245464V5
60"	EXU246064V5
72"	EXU247264V5

22"	EXA242464V5
28"	EXA243064V5
34"	EXA243664V5
40"	EXA244264V5
46"	EXA244864V5
52"	EXA245464V5
58"	EXA246064V5
70"	EXA247264V5

Optional Accessories

- Corner Connector Sets
- Bottom Shelf Dunnage Stands (Low or Tall)
- Shelf Identification Tags
- Wall Fastener
- Floor Fastener
- Shelf Divider Panel
- Shelf Divider Bars (Straight or Angled)
- Single Shelf Sheet Pan Rack
- Single Shelf Security Cage
- Shelf Traverses (Single or Double)
- Drying and Storage Cradles
- Shelf Rails
- Universal Storage Rack
- Single and Add-on Can Racks

Architect Specs

Posts and Traverses: Proprietary non-corrosive composite material.
 Post Connectors: Reinforced polypropylene.
 Shelf Plates: Reinforced polypropylene with Camguard® antimicrobial.
 Corner Connectors: Reinforced nylon.
 Adjustable Foot: Reinforced nylon.
 Traverse Dovetails: Reinforced nylon.
 Post Connector Collar Wedge: Reinforced nylon.

Approvals



Post Connectors, Corner Connectors, Floor Fastener, Wall Fastener, Identification Tags, Shelf Rails, Single Shelf Security Cage, Peg Board and Shelf Divider Bars are not NSF listed.

CAMBRO®

www.cambro.com

Information and specifications are subject to change without notice. Please confirm at time of order.

Telephone: (714) 848-1555 Toll Free: (800) 854-7631 Customer Service: (800) 833-3003

© Cambro Manufacturing Company Huntington Beach, California 92647

Printed in U.S.A. 09/23

EXCS1

D082307