

# HEAVY-DUTY PADDED SEAT STOOLS



## Configurable Stools

STANDARD



BACKREST



ADJUSTABLE HEIGHT



ADJUSTABLE HEIGHT & BACKREST




**6400 Series | Stools**


**HEAVY-DUTY PADDED SEAT STOOLS**



**Stool Colors**




Grey Vinyl  
Grey Frame  
(no code)




Black Vinyl  
Black Frame  
(code: 10)


**Features**




Padded Vinyl Seat




Heavy-Duty 18-Gauge  
7/8" Steel Tubing




Industrial Grade  
Glides



Four Weld Points at  
Each Leg for Extreme  
Durability

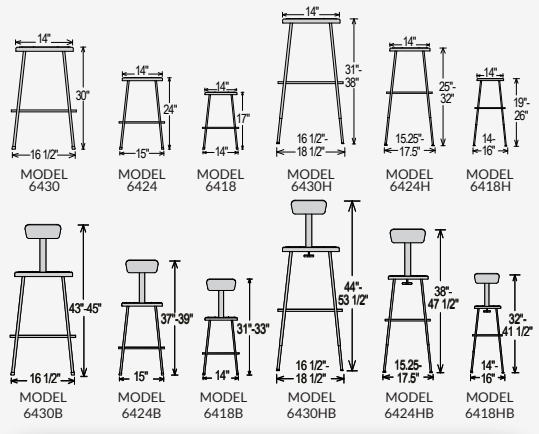


Add-on Backrest  
Adjusts 2" Up/Down  
and 2" Forward/Back



Add-on Chromed  
Adjustable Height Inserts  
Adjust to Nine Heights

Model #	Seat Height
6418	18"
6424	24"
6430	30"
6418H	19-27"
6424H	25-33"
6430H	32-39"



**Add-on Codes**

Backrest	B
Adjustable Height	H
Adjustable Height and Backrest	HB

**Model Number Configuration**

Model Number    Add-on Code (if applicable)

6418H-10

Color (if applicable)