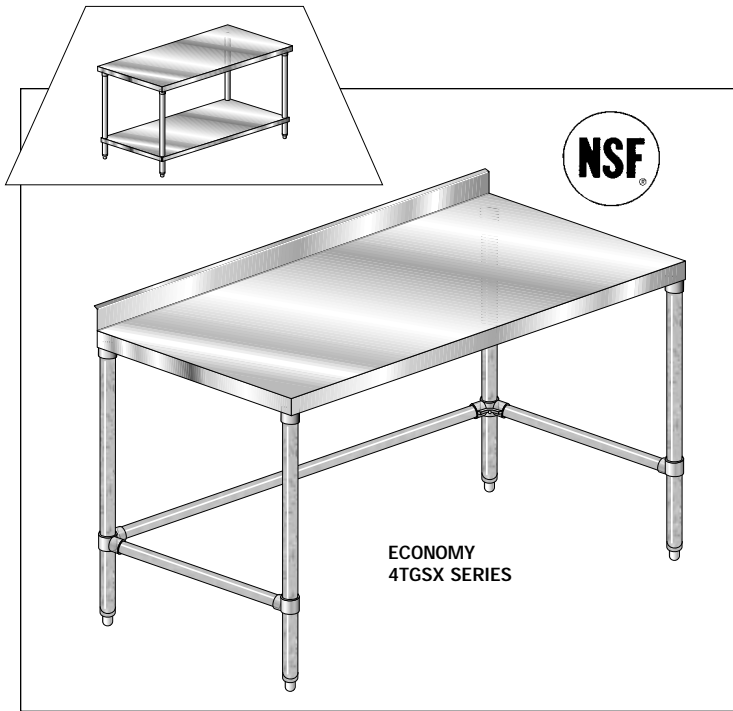




# WORK TABLE

TGSX SERIES 2<sup>3</sup>/<sub>4</sub>" Backsplash, Galv. Legs and Crossbracing



Item# \_\_\_\_\_ Project \_\_\_\_\_

Quantity	ECONOMY 16GA 430 Model #	DELUX 16GA 304 Model #	PREMIUM 14GA 304 Model #	AEROSPEC 14GA 304 Model #
<b>24" WIDE</b>				
—	4TGSX-2424	3TGSX-2424	2TGSX-2424	N.A.
—	4TGSX-2430	3TGSX-2430	2TGSX-2430	N.A.
—	4TGSX-2436	3TGSX-2436	2TGSX-2436	N.A.
—	4TGSX-2448	3TGSX-2448	2TGSX-2448	N.A.
—	4TGSX-2460	3TGSX-2460	2TGSX-2460	N.A.
—	4TGSX-2472	3TGSX-2472	2TGSX-2472	N.A.
—	4TGSX-2484	3TGSX-2484	2TGSX-2484	N.A.
—	4TGSX-2496	3TGSX-2496	2TGSX-2496	N.A.
—	4TGSX-24108	3TGSX-24108	2TGSX-24108	N.A.
—	4TGSX-24120	3TGSX-24120	2TGSX-24120	N.A.
—	4TGSX-24132	3TGSX-24132	2TGSX-24132	N.A.
—	4TGSX-24144	3TGSX-24144	2TGSX-24144	N.A.

<b>30" WIDE</b>				
—	4TGSX-3024	3TGSX-3024	2TGSX-3024	N.A.
—	4TGSX-3030	3TGSX-3030	2TGSX-3030	N.A.
—	4TGSX-3036	3TGSX-3036	2TGSX-3036	N.A.
—	4TGSX-3048	3TGSX-3048	2TGSX-3048	N.A.
—	4TGSX-3060	3TGSX-3060	2TGSX-3060	N.A.
—	4TGSX-3072	3TGSX-3072	2TGSX-3072	N.A.
—	4TGSX-3084	3TGSX-3084	2TGSX-3084	N.A.
—	4TGSX-3096	3TGSX-3096	2TGSX-3096	N.A.
—	4TGSX-30108	3TGSX-30108	2TGSX-30108	N.A.
—	4TGSX-30120	3TGSX-30120	2TGSX-30120	N.A.
—	4TGSX-30132	3TGSX-30132	2TGSX-30132	N.A.
—	4TGSX-30144	3TGSX-30144	2TGSX-30144	N.A.

<b>36" WIDE</b>				
—	4TGSX-3636	3TGSX-3636	2TGSX-3636	N.A.
—	4TGSX-3648	3TGSX-3648	2TGSX-3648	N.A.
—	4TGSX-3660	3TGSX-3660	2TGSX-3660	N.A.
—	4TGSX-3672	3TGSX-3672	2TGSX-3672	N.A.
—	4TGSX-3684	3TGSX-3684	2TGSX-3684	N.A.
—	4TGSX-3696	3TGSX-3696	2TGSX-3696	N.A.
—	4TGSX-36108	3TGSX-36108	2TGSX-36108	N.A.
—	4TGSX-36120	3TGSX-36120	2TGSX-36120	N.A.
—	4TGSX-36132	3TGSX-36132	2TGSX-36132	N.A.
—	4TGSX-36144	3TGSX-36144	2TGSX-36144	N.A.

## MATERIAL

### TOP

- 1<sup>1</sup>/<sub>8</sub>" turn down on 3 sides.
- Rear has a 2<sup>3</sup>/<sub>4</sub>" splash.
- Two heavy gauge steel box channels on 24" wide tables for rigidity.
- Three heavy gauge steel box channels on 30" tables for rigidity.
- Four heavy gauge steel box channels on 36" tables for rigidity.
- Sound deadened between table top and channels.

### Crossbracing

- 1<sup>1</sup>/<sub>4</sub>" O.D. 16 gauge galvanized steel crossbracing, 1<sup>1</sup>/<sub>8</sub>" I.D. aluminum castings at all leg intersections.

### LEGS

- 1<sup>1</sup>/<sub>4</sub>" O.D. 16 gauge galvanized steel tubing, complete with 1" adjustable, impact resistant, plastic feet.

## DESIGN FEATURES

- Crossbracing is fully adjustable and flexible in design.
- All tables fully cartoned.
- Easily assembled.

## EXCLUSIVE AERO SAFETY EDGE

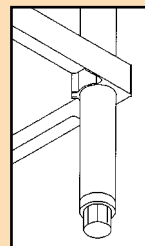
- Table hemmed to eliminate cuts from rough edges.

## CONSTRUCTION

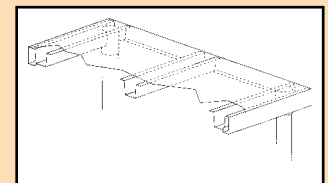
- Top is polished to a #4 mill finish.
- Heliarc welded construction creates uniform, rock-solid unit.
- Gussets fully welded for extra rigidity.
- All tables shipped K.D.

SEE PAGES TS-5A & TS-5B  
TO CUSTOMIZE YOUR  
AERO TABLE

SEE PAGES SP-6A & SP-6B  
TO DESIGN YOUR  
FLEXIBLE WORKCENTER



Adjustable  
Undershelf  
with Exclusive  
**AEROLock**  
Extrusion



Strongest Construction  
in the Industry

# BUILT TO LAST A LIFETIME

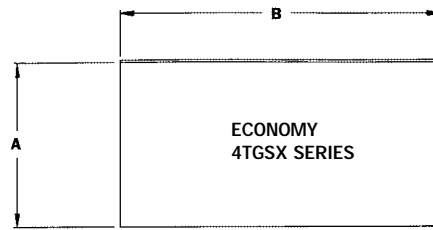
email - sales@aeromfg.com

AERO MANUFACTURING COMPANY • 310 ALLWOOD ROAD, CLIFTON, NEW JERSEY 07012 • VOICE 973.473.5300 FAX 973.473.3794

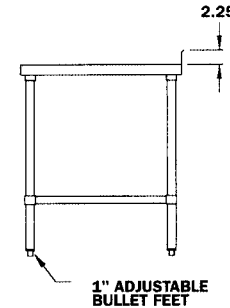
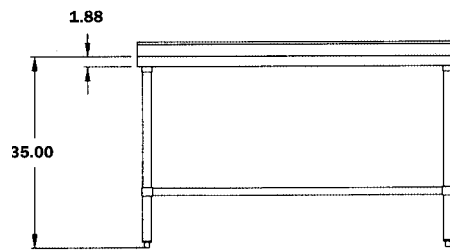


# DIMENSIONAL SPECIFICATIONS

TGSX SERIES 2<sup>3</sup>/<sub>4</sub>" Backsplash, Galv. Legs and Crossbracing



- Tables over 72" in length are shipped with six legs.
- All feet have a full 1" adjustability.
- Crossbracing is fully adjustable.



A Width	B Length	ECONOMY 16GA 430 Model #	DELUX 16GA 304 Model #	PREMIUM 14GA 304 Model #	AEROSPEC 14GA 304 Model #	Ship Weight	Cubic Feet
<b>24" WIDE</b>							
24	24	4TGSX-2424	3TGSX-2424	2TGSX-2424	N.A.	25	3
24	30	4TGSX-2430	3TGSX-2430	2TGSX-2430	N.A.	42	3
24	36	4TGSX-2436	3TGSX-2436	2TGSX-2436	N.A.	53	4
24	48	4TGSX-2448	3TGSX-2448	2TGSX-2448	N.A.	64	5
24	60	4TGSX-2460	3TGSX-2460	2TGSX-2460	N.A.	74	7
24	72	4TGSX-2472	3TGSX-2472	2TGSX-2472	N.A.	85	8
24	84	4TGSX-2484	3TGSX-2484	2TGSX-2484	N.A.	103	9
24	96	4TGSX-2496	3TGSX-2496	2TGSX-2496	N.A.	114	11
24	108	4TGSX-24108	3TGSX-24108	2TGSX-24108	N.A.	130	12
24	120	4TGSX-24120	3TGSX-24120	2TGSX-24120	N.A.	227	13
24	132	4TGSX-24132	3TGSX-24132	2TGSX-24132	N.A.	251	15
24	144	4TGSX-24144	3TGSX-24144	2TGSX-24144	N.A.	266	16
<b>30" WIDE</b>							
30	24	4TGSX-3024	3TGSX-3024	2TGSX-3024	N.A.	47	3
30	30	4TGSX-3030	3TGSX-3030	2TGSX-3030	N.A.	52	4
30	36	4TGSX-3036	3TGSX-3036	2TGSX-3036	N.A.	59	5
30	48	4TGSX-3048	3TGSX-3048	2TGSX-3048	N.A.	72	7
30	60	4TGSX-3060	3TGSX-3060	2TGSX-3060	N.A.	85	8
30	72	4TGSX-3072	3TGSX-3072	2TGSX-3072	N.A.	93	10
30	84	4TGSX-3084	3TGSX-3084	2TGSX-3084	N.A.	113	12
30	96	4TGSX-3096	3TGSX-3096	2TGSX-3096	N.A.	126	13
30	108	4TGSX-30108	3TGSX-30108	2TGSX-30108	N.A.	150	15
30	120	4TGSX-30120	3TGSX-30120	2TGSX-30120	N.A.	242	17
30	132	4TGSX-30132	3TGSX-30132	2TGSX-30132	N.A.	268	18
30	144	4TGSX-30144	3TGSX-30144	2TGSX-30144	N.A.	283	20
<b>36" WIDE</b>							
36	36	4TGSX-3636	3TGSX-3636	2TGSX-3636	N.A.	70	6
36	48	4TGSX-3648	3TGSX-3648	2TGSX-3648	N.A.	77	8
36	60	4TGSX-3660	3TGSX-3660	2TGSX-3660	N.A.	91	10
36	72	4TGSX-3672	3TGSX-3672	2TGSX-3672	N.A.	103	12
36	84	4TGSX-3684	3TGSX-3684	2TGSX-3684	N.A.	122	14
36	96	4TGSX-3696	3TGSX-3696	2TGSX-3696	N.A.	135	16
36	108	4TGSX-36108	3TGSX-36108	2TGSX-36108	N.A.	160	18
36	120	4TGSX-36120	3TGSX-36120	2TGSX-36120	N.A.	253	20
36	132	4TGSX-36132	3TGSX-36132	2TGSX-36132	N.A.	282	22
36	144	4TGSX-36144	3TGSX-36144	2TGSX-36144	N.A.	297	24

All dimensions are typical (tol. ±1/8"). • For Accessories and Options see pages TS-5A, TS-5B.

email - sales@aeromfg.com

AERO MANUFACTURING COMPANY • 310 ALLWOOD ROAD, CLIFTON, NEW JERSEY 07012 • VOICE 973473.5300 FAX 973.473.3794