

Keyboard Drawer

for 24" wire shelves

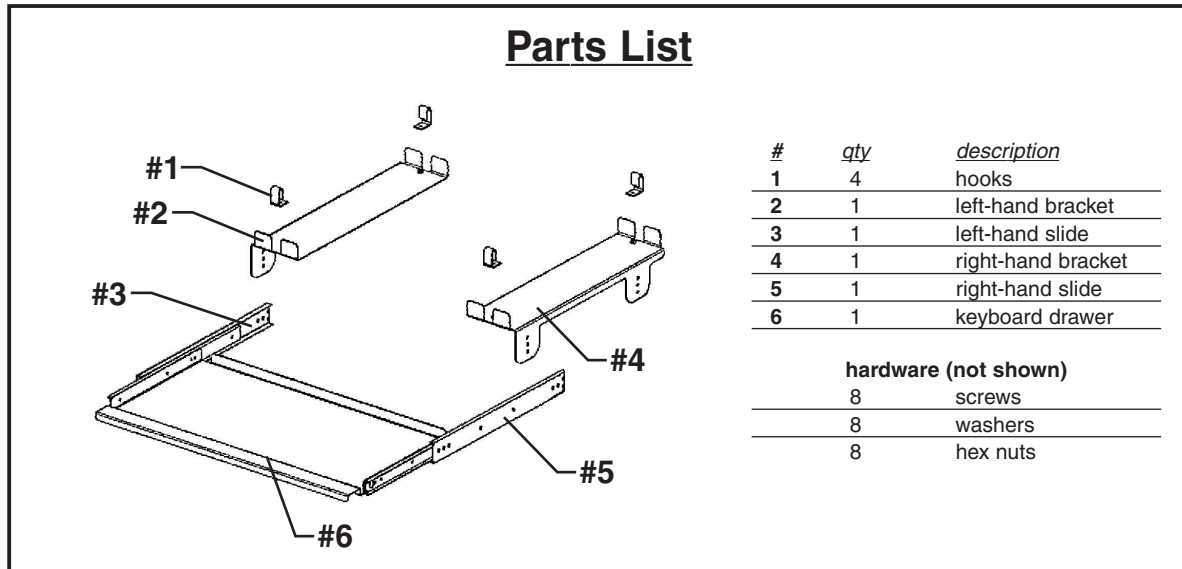
ASSEMBLY INSTRUCTIONS

CAUTION

INSPECT CONTENTS IMMEDIATELY AND FILE CLAIM WITH DELIVERING CARRIER FOR ANY DAMAGE.

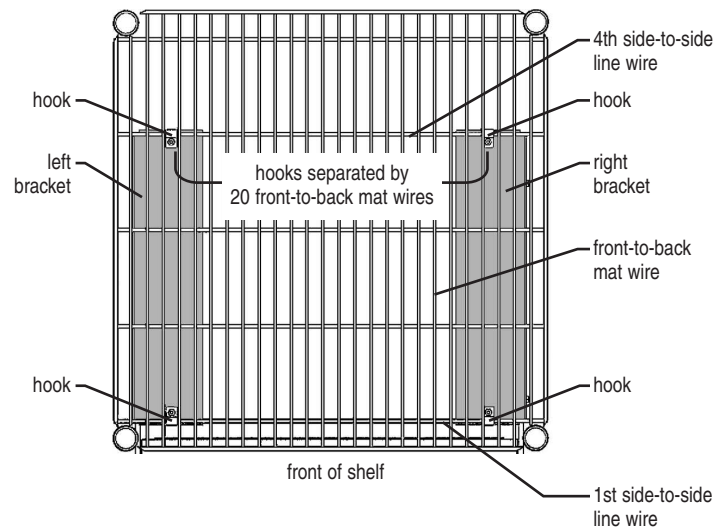
SAVE YOUR BOX AND ALL PACKING MATERIALS.

YOU ARE RESPONSIBLE FOR DAMAGE TO YOUR UNIT IF RETURNED IMPROPERLY PACKED.



Step 1 - Determine location of brackets.

- Using illustration at right as a guide, please note that the hooks will be separated by 20 front-to-back mat wires.
- Please note the locations of the hooks in relation to the locations of the brackets.
- Place hooks onto 1st and 4th side-to-side line wires of wire shelf as shown.



(continued on back page)

EG9838 Revised 04/07



• 100 Industrial Boulevard, Clayton, Delaware 19938-8903 U.S.A. • www.eaglegrp.com
 • Phone: 302/653-3000 • (Foodservice) 800/441-8440 • (MHC/Retail) 800/637-5100
 • Fax: 302/653-2065

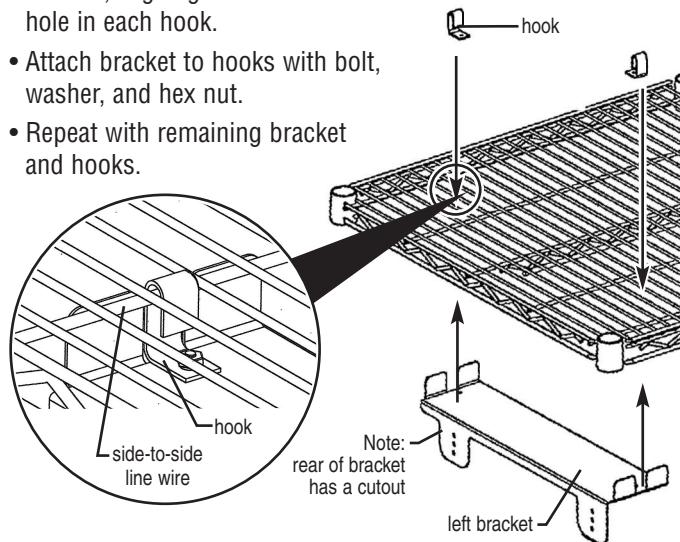
Eagle Foodservice Equipment, Eagle MHC, SpecFAB, and Retail Display are divisions of Eagle Group. ©2007 by the Eagle Group

Keyboard Drawer for 24" wire shelves

ASSEMBLY INSTRUCTIONS

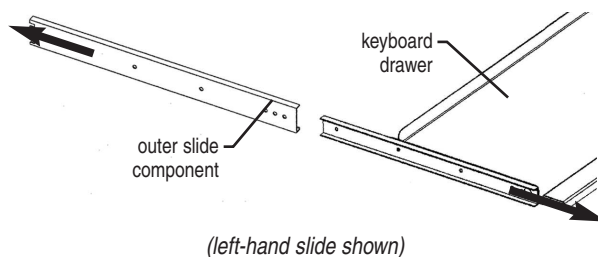
Step 2 - Attach brackets to wire shelf.

- Position bracket up to the bottom of shelf, aligning holes in bracket with hole in each hook.
- Attach bracket to hooks with bolt, washer, and hex nut.
- Repeat with remaining bracket and hooks.



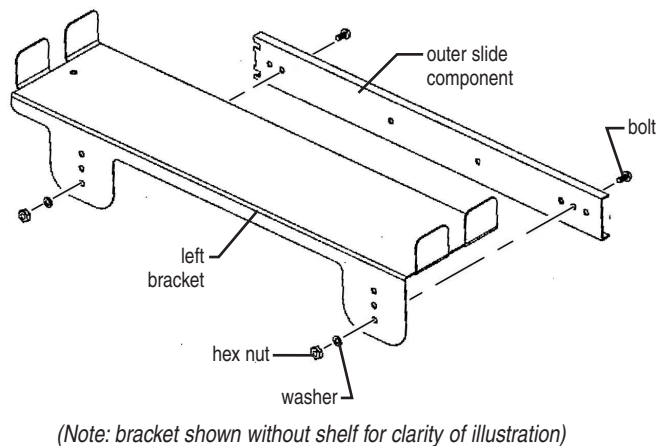
Step 3 - Detach outer component of each slide from keyboard drawer.

Extend each slide until outer slide components are detached from keyboard drawer.



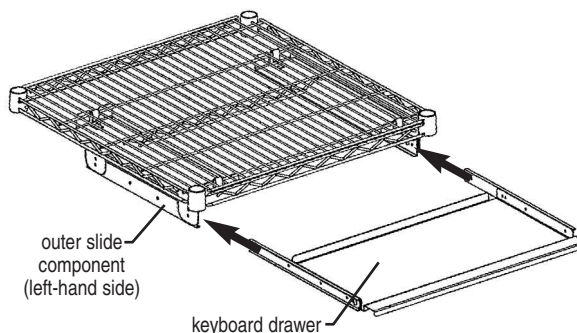
Step 4 - Attach outer slide components to brackets.

- Attach outer slide component to bracket with bolt, washer, and hex nut at the holes shown in illustration.
- Repeat with remaining outer slide component and bracket.



Step 5 - Assemble keyboard drawer to outer slide components.

Align each side of drawer with both outer slide components, and push.



Assembly is complete.

(End)



Profit from the Eagle Advantage®

• 100 Industrial Boulevard, Clayton, Delaware 19938-8903 U.S.A. • www.eaglegrp.com
• Phone: 302/653-3000 • (Foodservice) 800/441-8440 • (MHC/Retail) 800/637-5100
• Fax: 302/653-2065

Eagle Foodservice Equipment, Eagle MHC, SpecFAB, and Retail Display are divisions of Eagle Group. ©2007 by the Eagle Group