

Pizza Box Dividers

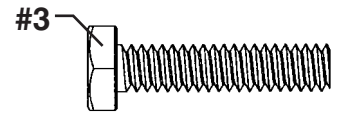
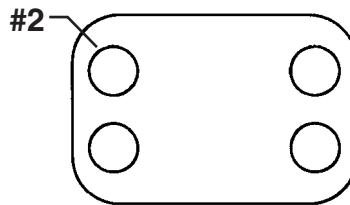
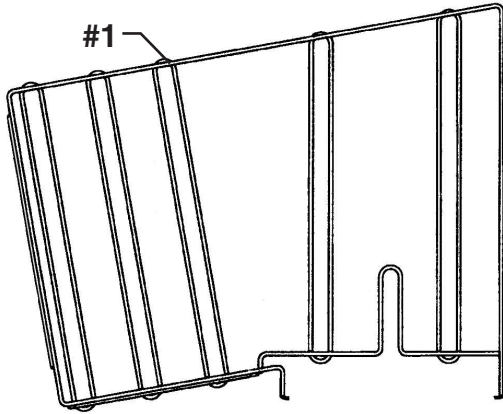
ASSEMBLY INSTRUCTIONS

CAUTION

INSPECT CONTENTS IMMEDIATELY AND FILE CLAIM WITH DELIVERING CARRIER FOR ANY DAMAGE.
SAVE YOUR BOX AND ALL PACKING MATERIALS.
 YOU ARE RESPONSIBLE FOR DAMAGE TO YOUR UNIT IF RETURNED IMPROPERLY PACKED.

Parts List

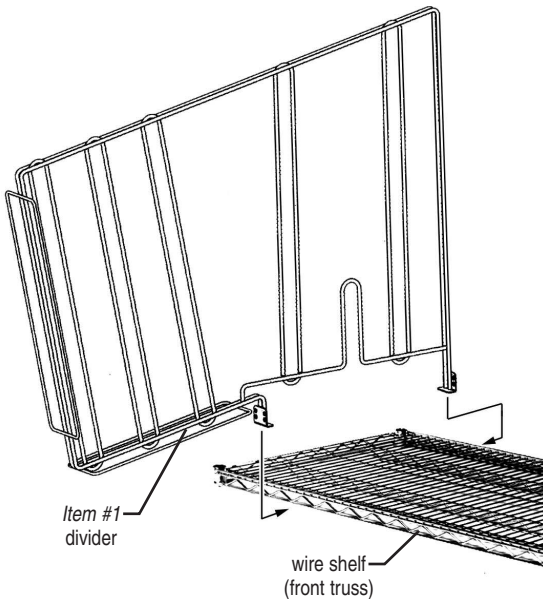
| Item # | qty | part # | description |
|--------|-----|---------|----------------------|
| 1 | 1 | A213024 | divider |
| 2 | 2 | A213014 | backing plate |
| 3 | 4 | 324959 | bolt, 1/4-20 x 1 1/4 |
| 4 | 4 | 312079 | hex nut, 1/4-20 |



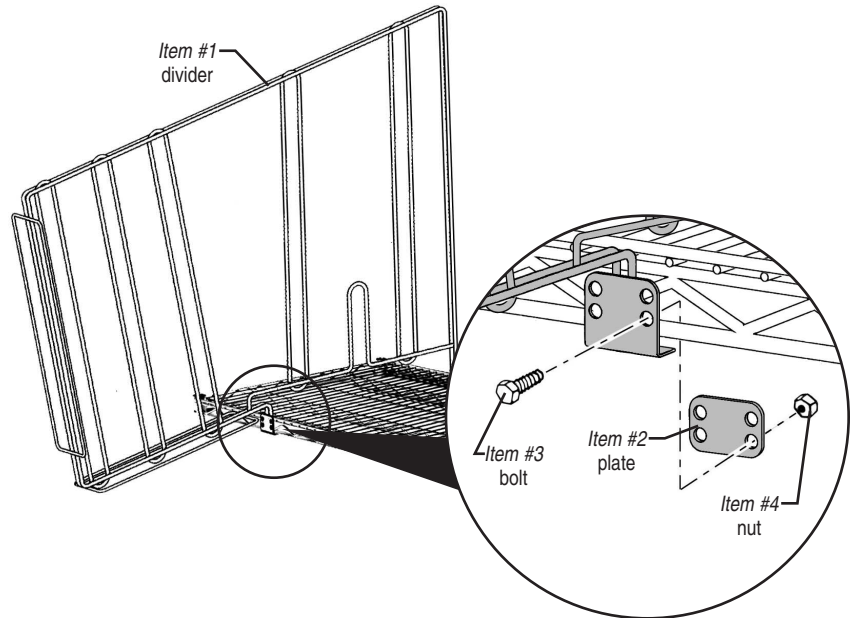
(actual size of hardware)

Step 1 - Place divider onto shelf.

NOTE: Fits 14" wire shelves only.



Step 2 - Secure with hardware.



(End)

EG9966 Revised 11/05