

Project \_\_\_\_\_

Item Number \_\_\_\_\_

Quantity \_\_\_\_\_

## Reversible Bench Top Dough Sheeter

SFG500B



**Model:**

➤ SFG500B: Bench Model



Dough Sheeter

**Features:**

- Reversible bench top dough sheeter
- 0 to 1.9" (4.8cm) adjustable cylinder, separation changes dough thickness
- Hard chrome polished cylinders
- Tables fold upright for storage and movement
- Powerful 3/4 hp motor
- Sheets dough onto rolling pins to allow for transport of rolled dough to work area
- Interlock switches protect operator from injury if safety guard is opened
- Pivoting and removable arms

**Standard Accessories:**

- Heavy duty rolling pins
- Designated area for flour storage for use while sheeting

Univex Corporation

**Warranty:**

- One year, on-site parts and labor

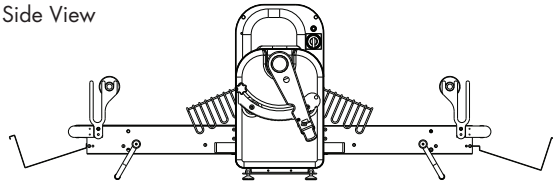


WE RAISE THE BAR. WE SET THE STANDARD.

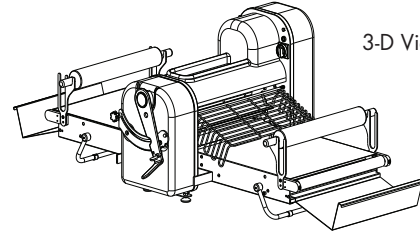
# Reversible Bench Top Dough Sheeter

# SFG500B

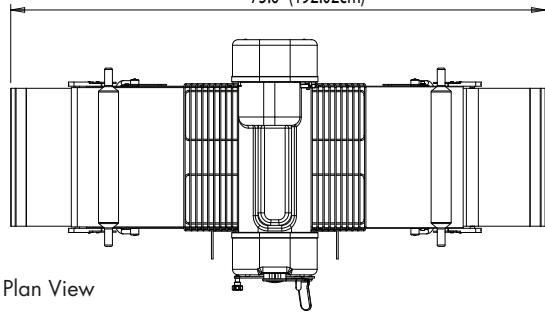
Side View



3-D View

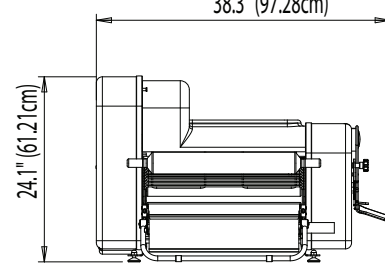


75.6" (192.02cm)



Plan View

38.3" (97.28cm)



Floor View

24.1" (61.21cm)

### Other Dimensions

The Dimensions from edge of foot, to edge of foot are 25" long by 10" wide.

Base Length	Belt Width	Length Folded	Height Folded	Carpet Length	Leg Width
11.875" (30.2cm)	19.75" (50.2cm)	29.625" (75.25cm)	32.5" (82.6cm)	27.625" (70.2cm)	44.875" (113.9cm)

**Controls:** Main power switch, emergency stop switch and direction control lever for forward and reverse table directions.  
Manually adjustable space between rolling cylinders adjusts in increments from 0" to 1.9" (0 to 4.8cm)

**Drive:** Chain drive

Optional Voltages:

220/60/1

NEMA #: L-15-20

### Electrical Information (60Hz)

Standard Voltage	Phase	hp(kW)	Amps
220	3	0.75 (0.55)	2.60-7.35

### Shipping Information

Net Weight	Shipping Weight	Overall Dimensions
312 lbs. (142Kg)	423 lbs. (192Kg)	36" (91.4cm) H x 52" (132.1cm) W x 35" (88.9cm) D



**Univex Corporation**  
[www.Univexcorp.com](http://www.Univexcorp.com)

3 Old Rockingham Rd  
Salem, NH 03079  
United States of America

TEL: (800)258-6358  
INTL TEL: (603)893-6191  
FAX: (800)356-5614  
INTL FAX: (603)893-1249