



# ATLAS METAL

1135 N.W. 159th DRIVE, MIAMI, FLORIDA 33169

TEL 305.625.2451

TOLL FREE 800.762.7565

FAX 305.623.0475

WWW.ATLASFOODSERV.COM

SALES@ATLASFOODSERV.COM

Project: \_\_\_\_\_

Item No.: \_\_\_\_\_

Quantity: \_\_\_\_\_

## MODULAR UNITS INF SERIES



### COLD FOOD UNIT

Refrigerated Frost Top

- INFRF-2
- INFRF-3
- INFRF-4
- INFRF-5
- INFRF-6

### SPECIFICATIONS

**TOP:** Constructed of 16 gauge, type 304 stainless steel, die-formed, welded, ground and polished. The top is provided with an opening to receive the appropriately sized drop-in unit.

**BODY:** Frame construction shall be of hi-tensile stainless steel square tubing, 1-1/4" x 1-1/4". Frame sections are welded construction, ground and polished to a uniform finish. Body & panel is constructed from 18 gauge stainless steel with 1/16" thick plastic laminate Front & ends. rear aprons is constructed from 16 gauge stainless steel with 1/16" thick plastic laminate finish. Owner to specify finish. An integral locking device shall be provided to align and retain cart positioning when two or more carts are joined.

**REFRIGERATED FROST TOP:** The cart includes a WF series built-in refrigerated frost top installed in the top. Constructed of 18 gauge, type 304 stainless steel, with a raised perimeter bead and solid vinyl gasket. The frost top (plate) is 14 gauge stainless steel with copper tubing firmly soldered to the exterior bottom. The unit is fully insulated with high density fiberglass and polystyrene, 1-1/2" thick, and enclosed with an 18 gauge galvanized steel outer case. The top stands 1" above the counter top and is surrounded by a 1/2" full perimeter gutter to collect melted condensate. A 1" IPS drain is provided.

**REFRIGERATION:** The compressor housing shall be fabricated from formed 14 gauge galvanized and bolted to the base of the unit. A fully self-contained condensing unit is provided with a hermetically sealed compressor and an on/off toggle switch. The system is fully charged with CFC free refrigerant and ready to operate.

**ELECTRICAL:** The unit is pre-wired for 15 amps., 120 volt, single phase operation, with an on/off switch and pilot light. A 6' long, 3-wire cord and plug (NEMA 5-15P) will be provided.

**CASTERS:** The casters shall be 4" diameter, non-marking rubber tired, swivel type with ball bearings in both swivel and axle raceways, provided with grease fittings. Both casters on operator's side have toe activated brakes.

*Specifications subject to change without notice.*

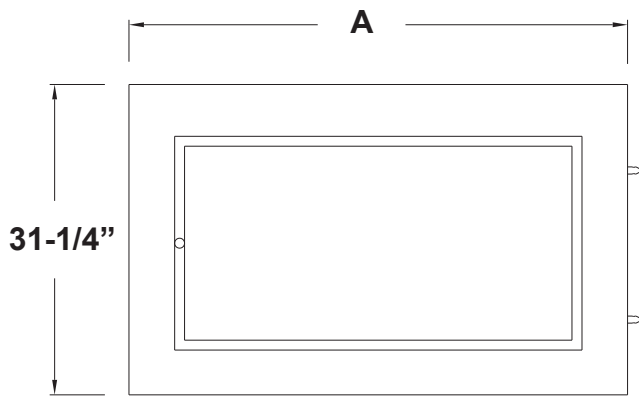
### STANDARD FEATURES

- "Quick," frost top, stands 1" above counter for attractive display - ideal for pre-plated foods
- Fully insulated for maximum efficiency and energy savings
- Self-contained refrigeration system - just plug it in and turn it on
- Positive self-locking device - keeps tops level and equipment in place
- Fully mobile - each unit is provided with 5" dia. swivel casters, two with brakes
- **US** - Undershelf, S/S, removable
- Versatile - available in a wide range of sizes and a wide variety of finishes and colors
- 1-Year Parts & Labor Warranty
- NSF Approved, UL Listed

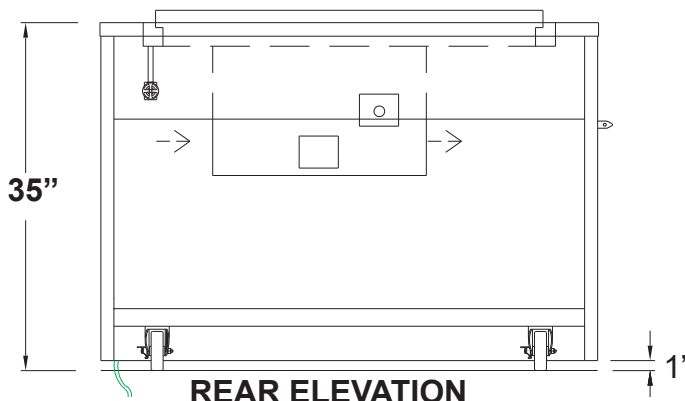
### ACCESSORIES

- **TS** - Tray Slide, 12" wide, S/S, solid, ribbed, fold-down
- **SH** - Work Shelf, 8" wide, S/S, fold-down
- **CB** - Work Shelf, 8" wide, hardwood maple, fold-down
- **CR** - Work Shelf, 8" wide, Richlite, fold-down
- **ES** - End Shelf, 16" wide, S/S, fold-down
- **CBE** - End Shelf, 16" wide, hardwood maple, fold-down
- **RPS** - Rear Sliding Doors, removable
- **HD** - Hinged Doors, S/S
- **DL** - Door Locks (set)(for **RPS** or **HD**)
- **Sneeze Guards** - various styles available (see sneeze guard section of catalog)
- **CO** - Convenience Outlet (specify base or apron mount)
- **CO-DUP** - Convenience Outlet, Duplex receptacle
- **ERS** - Electrical Raceway System
- **PCS** - 7 to 10 ft. Power Cord
- **CW** - Cord Wrap
- **REM-COMP** - Remote Compressor on base of unit w/ louvered S/S compartment and remote on/off switch in apron
- **5YW** - 5-Year Compressor Warranty
- **WFFT** - Flush top for frost top units
- **2060-1** - Condensate Evaporator
- **RS** - Remote on/off switch
- **RDVE** - Rear Drain Valve Extension
- **\*220 Volt - 50 Cycle Compressor**
- **Solid SurfaceTop**

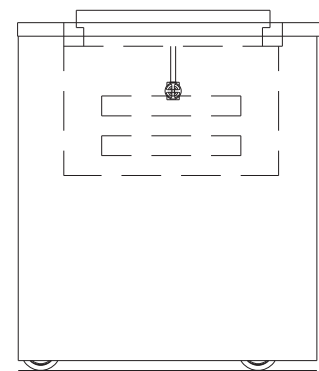
\* Units with these accessories are not currently UL listed.



**PLAN VIEW**



**REAR ELEVATION**



**END VIEW**

MODEL	"A"	FROST TOP SIZE	ELECTRICAL CHARACTERISTICS	SHIP WT. (lbs.)
INFRF-2	36-1/2" (92cm)	19-1/2" X 25-1/4" (49.5 X 64.1cm)	4.2 amps. - 120 V - 1/5 HP	264 (120kg)
INFRF-3	50-1/4" (127cm)	19-1/2" X 39" (49.5 X 99cm)	6.2 amps. - 120 V - 1/4 HP	330 (150kg)
INFRF-4	64" (161.9cm)	19-1/2" X 52-3/4" (49.5 X 133.9cm)	6.5 amps. - 120 V - 1/3 HP	390 (177kg)
INFRF-5	77-3/4" (196.8cm)	19-1/2" X 66-1/2" (49.5 X 168.9cm)	11.0 amps. - 120 V - 1/2 HP	438 (199kg)
INFRF-6	91-1/2" (231.7cm)	19-1/2" X 80-1/4" (49.5 X 203.8cm)	11.0 amps. - 120 V - 1/2 HP	564 (256kg)