




DRIP TRAY


SURFACE MOUNT SERIES WITH CUTOUT 8 1/2" X 28"

- Designed specifically for Metropolis™ H draft towers.
- Add European style while creating dispense excitement.
- Condition the glass before pouring - invert glass, push down on sprayer for cold water rinsing.
- Robust 18 gauge stainless steel construction.



DP-MET-H-28GR-Z



Stainless Steel



DP-MET-H-PVD-28GR-Z

PVD Brass / Stainless Steel



Part No.	Dimensions	Finish	Shipping Weight
 DP-MET-H-28GR-Z	8 1/2"W x 28"L x 3/4"H	Stainless Steel	TBD
 DP-MET-H-PVD-28GR-Z	8 1/2"W x 28"L x 3/4"H	PVD Brass / Stainless Steel	TBD

Rinser Water Inlet Installation

- Always check local plumbing codes first.
- Install in-line water regulator set at 15 PSI from the street water supply.
- Install a shutoff on the rinser water supply.

NOTE: It is recommended a licensed plumber connect the glass rinser to the water supply line. Always use an in-line shut-off and water pressure regulator. Micro Matic shall not be held liable for damage caused by improper installation.

Dimensions

